

[54] WRITING INSTRUMENT

[75] Inventors: Curtis L. Malm, Quincy, Mass.;
Clarence Zierhut, Richardson, Tex.

[73] Assignee: The Gillette Company, Boston, Mass.

[**] Term: 14 Years

[21] Appl. No.: 874,566

[22] Filed: Feb. 2, 1978

[51] Int. Cl. D19-06

[52] U.S. Cl. D19/51

[58] Field of Search D19/35, 36, 41-51,
D19/54-56

[56] References Cited

U.S. PATENT DOCUMENTS

D. 208,680	9/1967	Summers	D19/51
D. 223,130	3/1972	Green	D19/42
D. 234,226	1/1975	Malm et al.	D19/49
D. 249,888	10/1978	Barnes	D19/51

OTHER PUBLICATIONS

Beckers Adv. Supplement to Wash. Star, 11/19/72, p. 27, Item "Q".

Primary Examiner—Joel Stearman
Assistant Examiner—George P. Word
Attorney, Agent, or Firm—Richard A. Wise

[57] CLAIM

The ornamental design for a writing instrument, as shown and described.

DESCRIPTION

FIG. 1 is a front elevational view of a writing instrument showing our new design;
FIG. 2 is a right side elevational view, the left side being a mirror image thereof;
FIG. 3 is a rear elevational view;
FIG. 4 is an enlarged scale top plan view;
FIG. 5 is an enlarged scale bottom plan view thereof; and
FIG. 6 is a reduced scale left side elevational view of the writing instrument with the cap deposed on the end remote from the writing point.

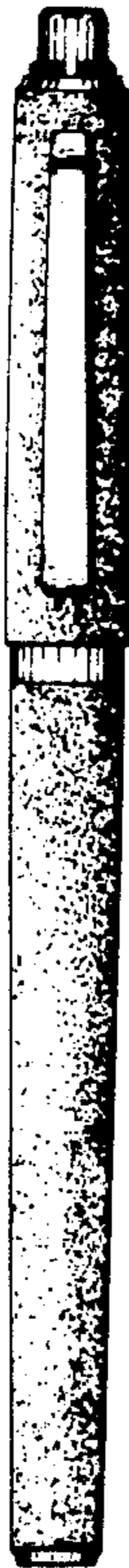


Fig. 1




Fig. 4

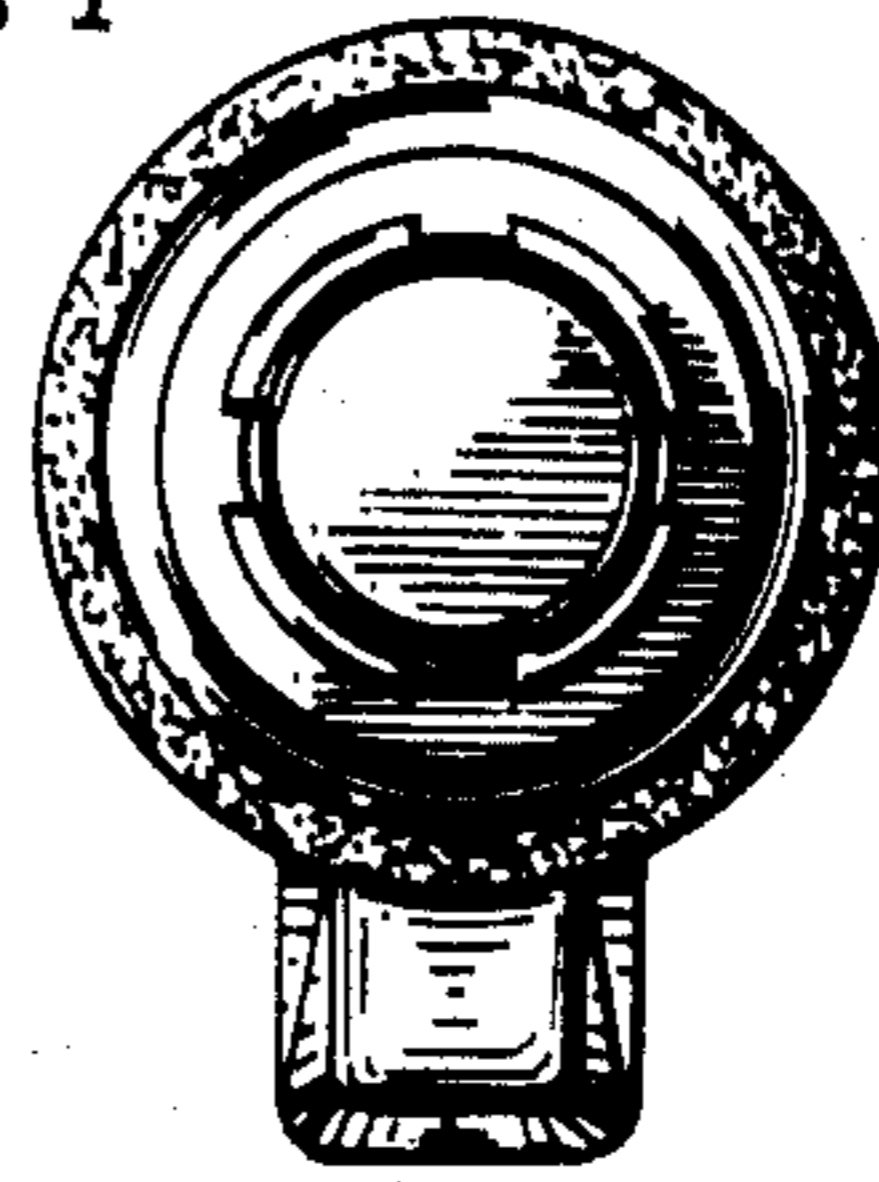


Fig. 2




Fig. 3

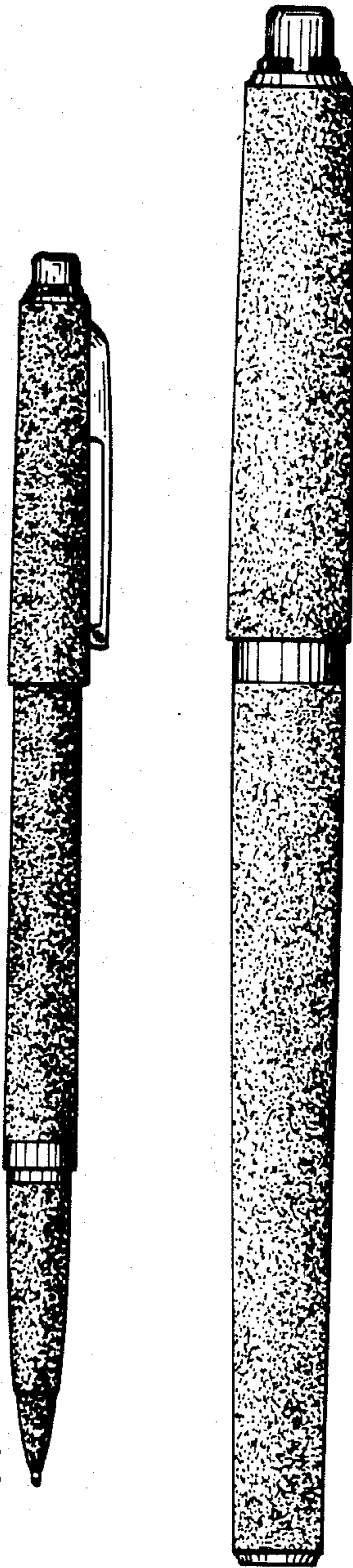


Fig. 5

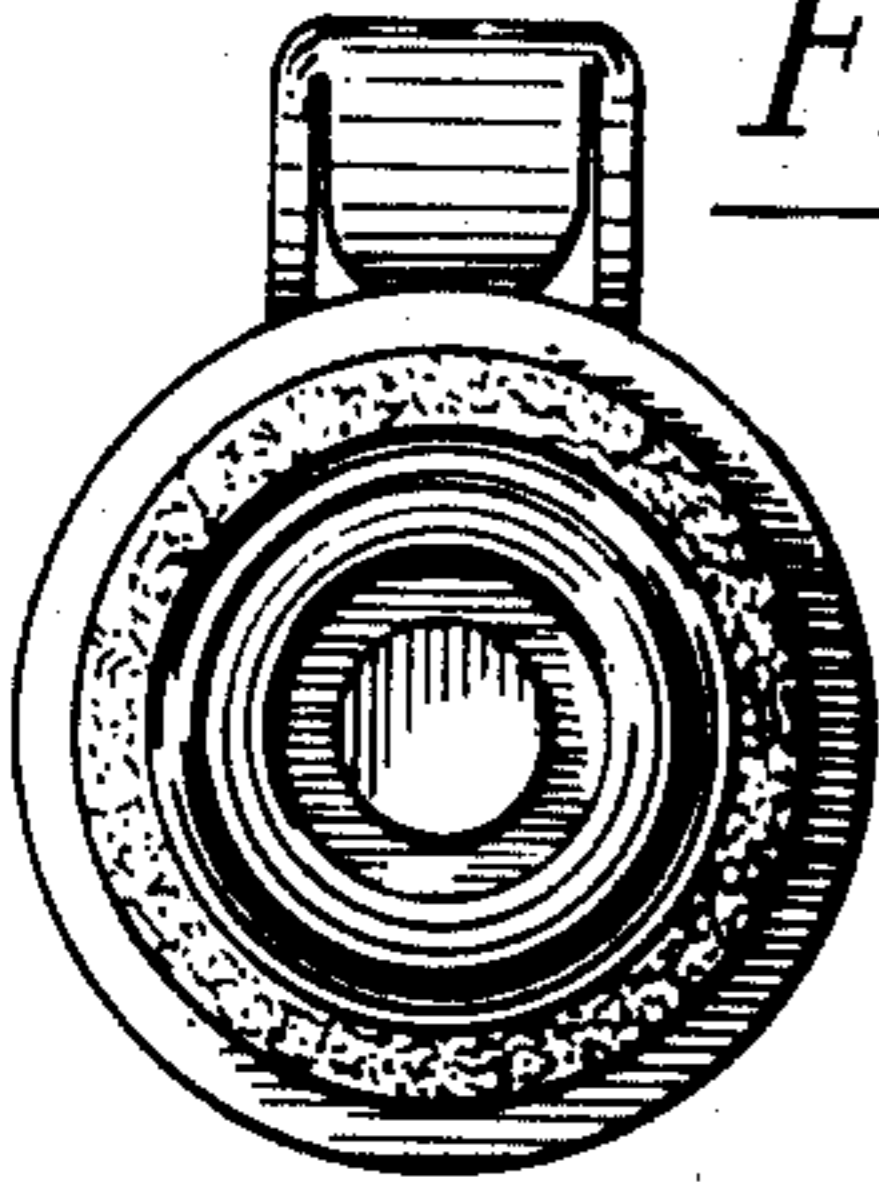


Fig. 6

