

[54] **ELECTRIC MINI-OVEN WITH REMOVABLE COVER**

[75] Inventors: **Melvin H. Boldt, Glenview; Thurber H. Morrison, Evanston; Francis J. Greb, Palatine, all of Ill.**

[73] Assignee: **National Presto Industries, Inc., Eau Claire, Wis.**

[**] Term: **14 Years**

[21] Appl. No.: **775,249**

[22] Filed: **Mar. 7, 1977**

[51] Int. Cl. **D7-02**

[52] U.S. Cl. **D7/126**

[58] Field of Search **D7/126, 91, 93; 99/485, 99/486, 489; 219/385, 386**

[56] **References Cited**

U.S. PATENT DOCUMENTS

- D. 174,460 4/1955 Moore D7/126
- D. 198,011 4/1964 Dillingham et al. D7/126

D. 245,470 8/1977 Ernest D7/126 X

Primary Examiner—Wallace R. Burke
Assistant Examiner—Catherine Kemper
Attorney, Agent, or Firm—Paul A. Welter

[57] **CLAIM**

The ornamental design for an electric mini-oven with removable cover, substantially as shown and described.

DESCRIPTION

FIG. 1 is a side elevational view of an electric mini-oven with removable cover, showing my new design; FIG. 2 is an end elevational view thereof; FIG. 3 is an elevational view of the opposite end; FIG. 4 is a top plan view thereof; FIG. 5 is a top plan view thereof, with the cover omitted for clarity of illustration; FIG. 6 is an exploded perspective view of the oven and cover.

The undisclosed side of the device is a mirror image of the side shown in FIG. 1. One handle has been shown partially in section in FIGS. 1 and 2 to clearly illustrate the configuration of the handle elements.




Fig. 1




Fig. 2

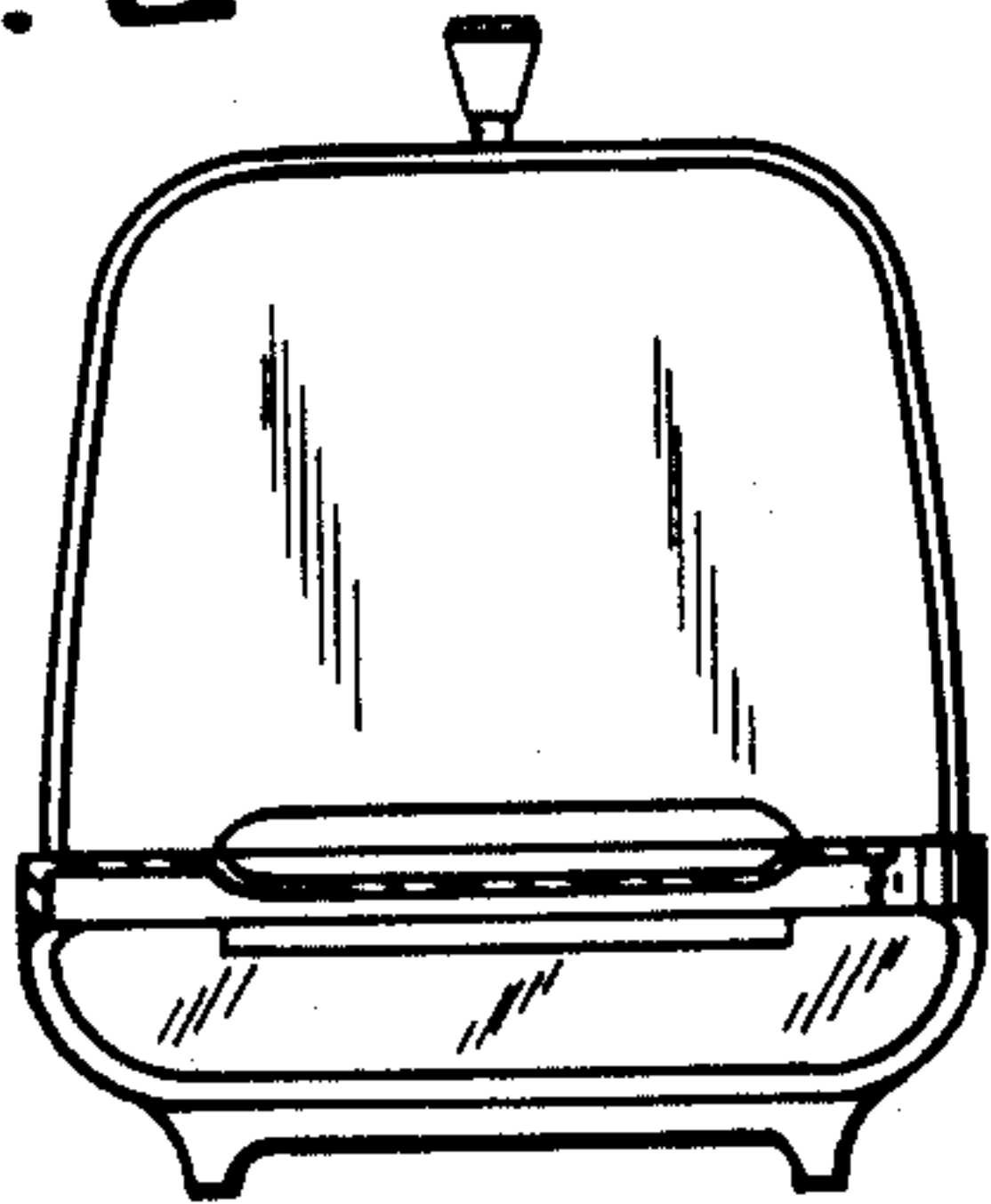


Fig. 3

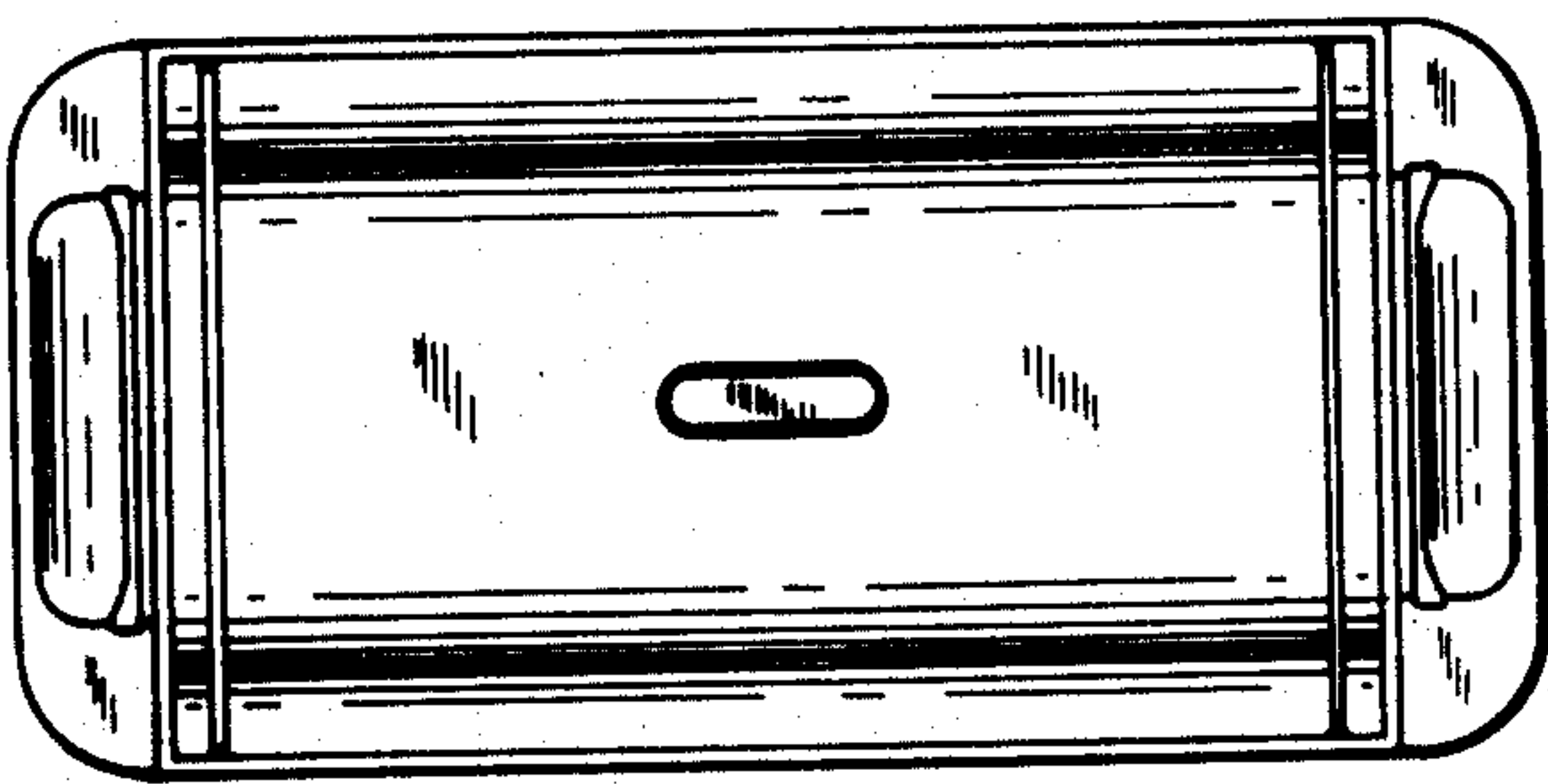



Fig. 4

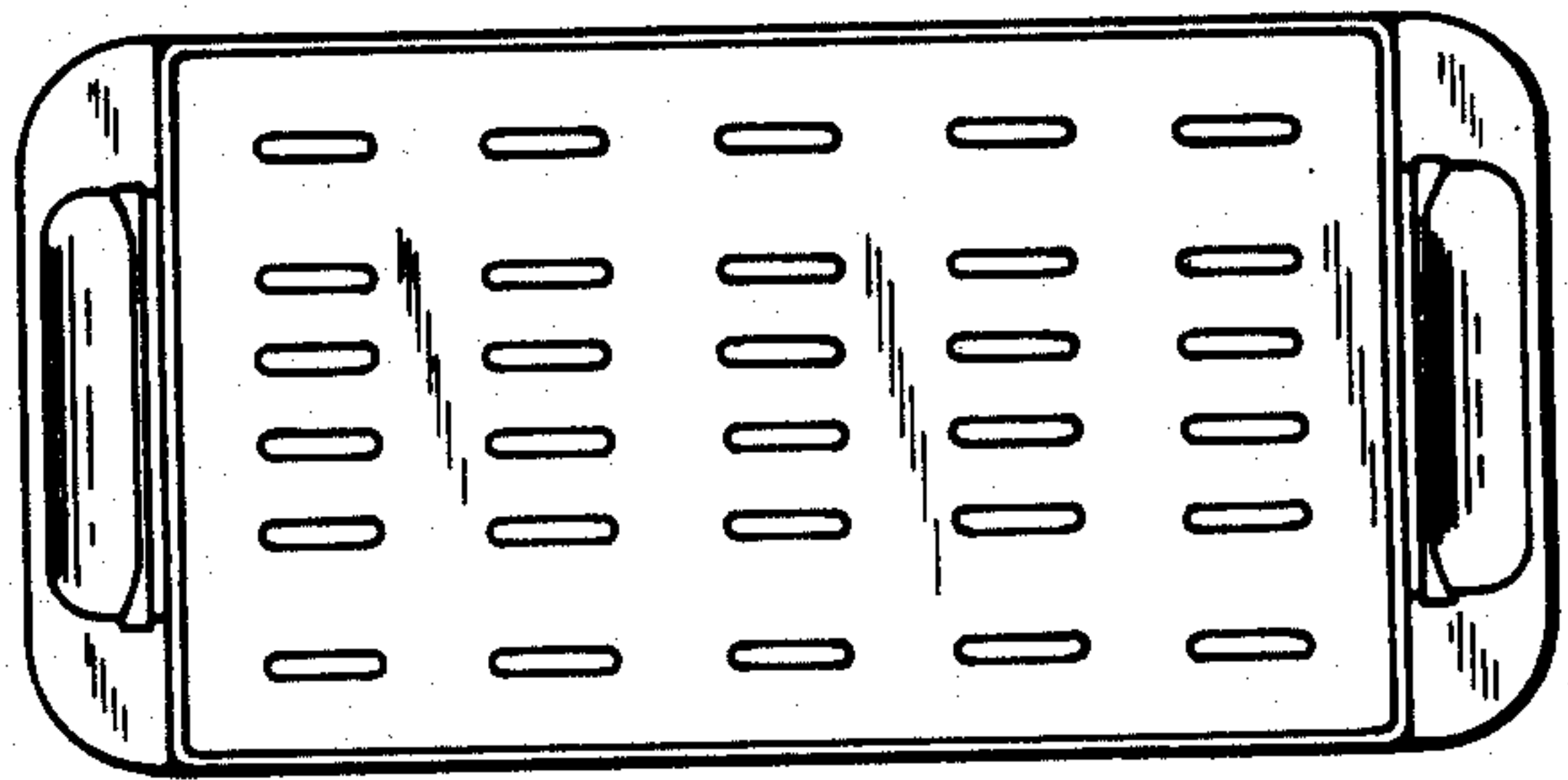


Fig. 5

Fig. 6

