

[54] TOY VEHICLE WITH REMOVABLE HANDLE

[75] Inventors: Shinroku Nakao, Yokohama; Yoshiyasu Ishii; Taira Hanashima, both of Tokyo, all of Japan

[73] Assignee: Combi Co., Ltd., Tokyo, Japan

[**] Term: 14 Years

[21] Appl. No.: 829,108

[22] Filed: Aug. 30, 1977

[30] Foreign Application Priority Data
May 18, 1977 [JP] Japan 52-18980

[51] Int. Cl. D21-01

[52] U.S. Cl. D21/74; D21/164

[58] Field of Search D34/15 AJ, 15 AN, 15 AM, D34/15 AT; 46/103, 105, 201, 202, 204, 206, 210, 212, 213, 222; 280/87.01, 87.02, 87.05

[56] References Cited
U.S. PATENT DOCUMENTS

D. 238,391	6/1976	Kitson	D34/15 AJ
D. 246,481	11/1977	Nakao	D34/15 AJ
1,362,086	12/1920	Detwiler	280/87.05
2,186,188	1/1940	Allen	D34/15 AJ
3,751,062	8/1973	Waite	280/87.05

Primary Examiner—Joel Stearman
Assistant Examiner—Charles A. Rademaker
Attorney, Agent, or Firm—Richard C. Sughrue

[57] CLAIM

The ornamental design for a toy vehicle with removable handle, as shown and described.

DESCRIPTION

FIG. 1 is a front perspective view of a toy vehicle with removable handle showing my new design; FIG. 2 is a rear elevational view thereof; FIG. 3 is a left side perspective view thereof; FIG. 4 is a top plan view thereof; FIG. 5 is a bottom perspective view thereof; and, FIG. 6 is a perspective view thereof showing the handle member in an exploded condition.




FIG. 1




FIG. 2




FIG. 3




FIG. 4




FIG. 5




FIG. 6

