

[54] HEAT RECIRCULATOR

[75] Inventor: **Ralph M. LaZar, Skokie, Ill.**

[73] Assignee: **Broan Manufacturing Co., Inc.,  
Hartford, Wis.**

[\*\*] Term: **14 Years**

[21] Appl. No.: **766,914**

[22] Filed: **Feb. 9, 1977**

[51] Int. Cl. .... **D23-04**

[52] U.S. Cl. .... **D23/151; D23/144;  
98/33 A**

[58] Field of Search ..... **D23/83, 90, 111-119,  
D23/127-167; 98/33 R, 33 A**

[56] **References Cited**

**U.S. PATENT DOCUMENTS**

D. 173,531	11/1954	Halbeisen .....	D23/144
D. 176,137	11/1955	Jenks .....	D23/111
D. 238,278	12/1975	Baker, Jr. ....	D23/144
2,251,725	8/1941	Warren .....	98/33 A X
3,347,025	10/1967	Wiley .....	98/33 R
3,827,342	8/1974	Hughes .....	98/33 A

*Primary Examiner*—James R. Largen  
*Attorney, Agent, or Firm*—Daniel D. Fetterley

[57] **CLAIM**

The ornamental design for a heat recirculator, as shown.

**DESCRIPTION**


FIG. 1 is a perspective view of a heat recirculator, showing my new design.

FIG. 2 is a front view thereof.


FIG. 3 is a side view thereof.

FIG. 4 is a top plan view thereof.






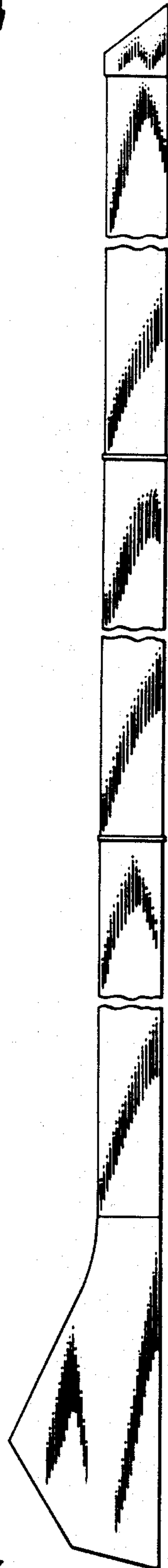
*Fig. 4*



*Fig. 1*



*Fig. 2*



*Fig. 3*