

[54] HANDLE FOR FISHING ROD ASSEMBLY

[76] Inventor: Ryuichi Ohmura, No. 19-3, Minami-cho, Shizuoka-shi, Shizuoka-ken, Japan

[**] Term: 14 Years

[21] Appl. No.: 827,386

[22] Filed: Aug. 24, 1977

[51] Int. Cl. D22-05

[52] U.S. Cl. D22/23

[58] Field of Search 43/18 R, 23; D22/23

[56] References Cited

U.S. PATENT DOCUMENTS

D. 94,807 3/1935 Burdick D22/23

D. 165,529	12/1951	Kitterman	D22/23
D. 192,963	6/1962	Crenshaw	D22/23
D. 228,759	10/1973	Ohmura	D22/23
4,043,071	8/1977	Lando	43/23

Primary Examiner—A. Hugo Word
Attorney, Agent, or Firm—Milton J. Wayne

[57] CLAIM

The ornamental design for a handle for fishing rod assembly, as shown.

DESCRIPTION

FIG. 1 is a side elevational view of a handle for fishing rod assembly embodying my new design; FIG. 2 is a top perspective view; FIG. 3 is a bottom perspective view, and FIG. 4 is a sectional view.

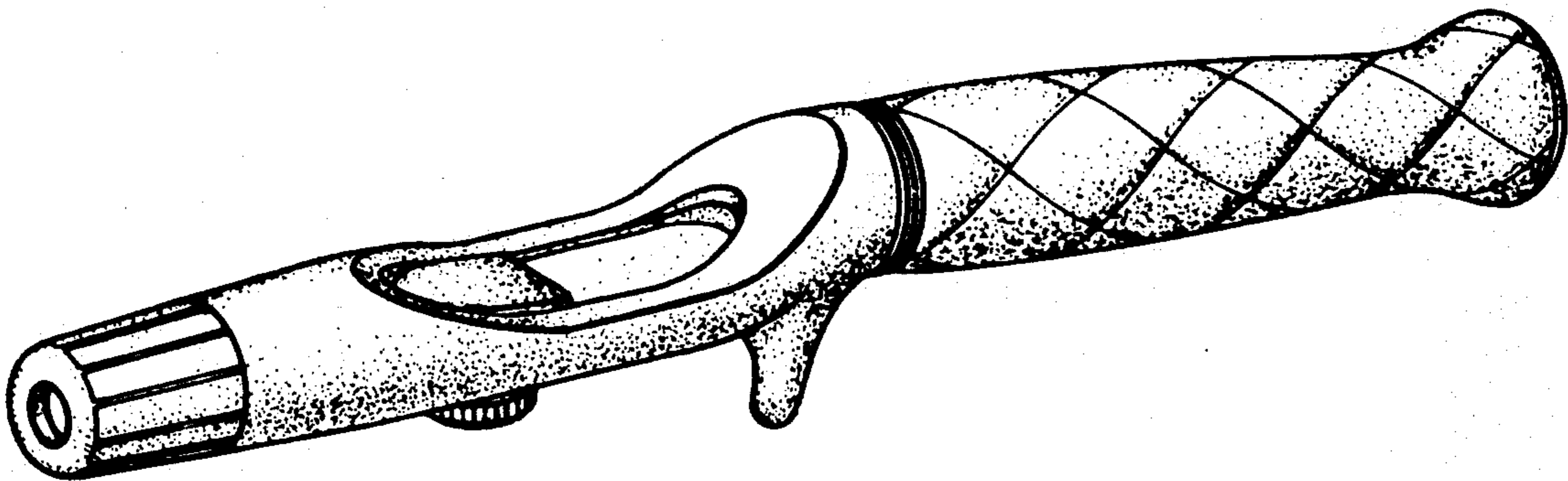


FIG. 1

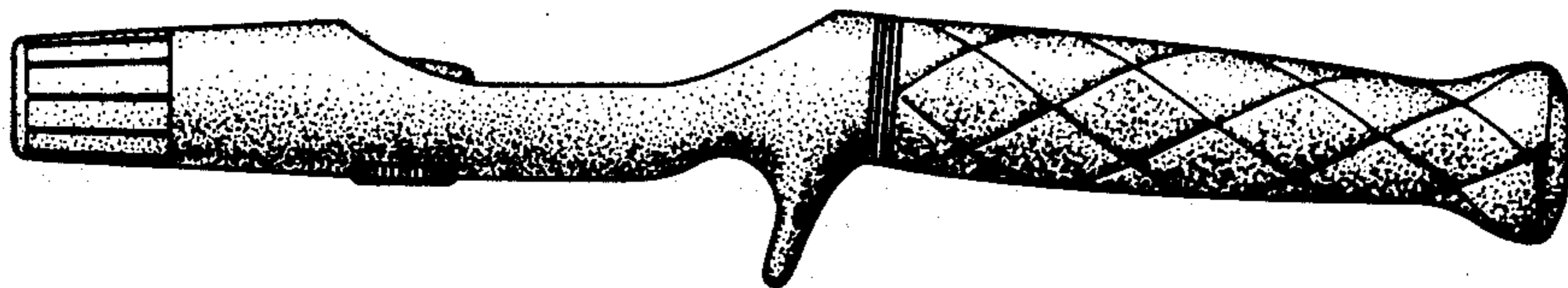


FIG. 2

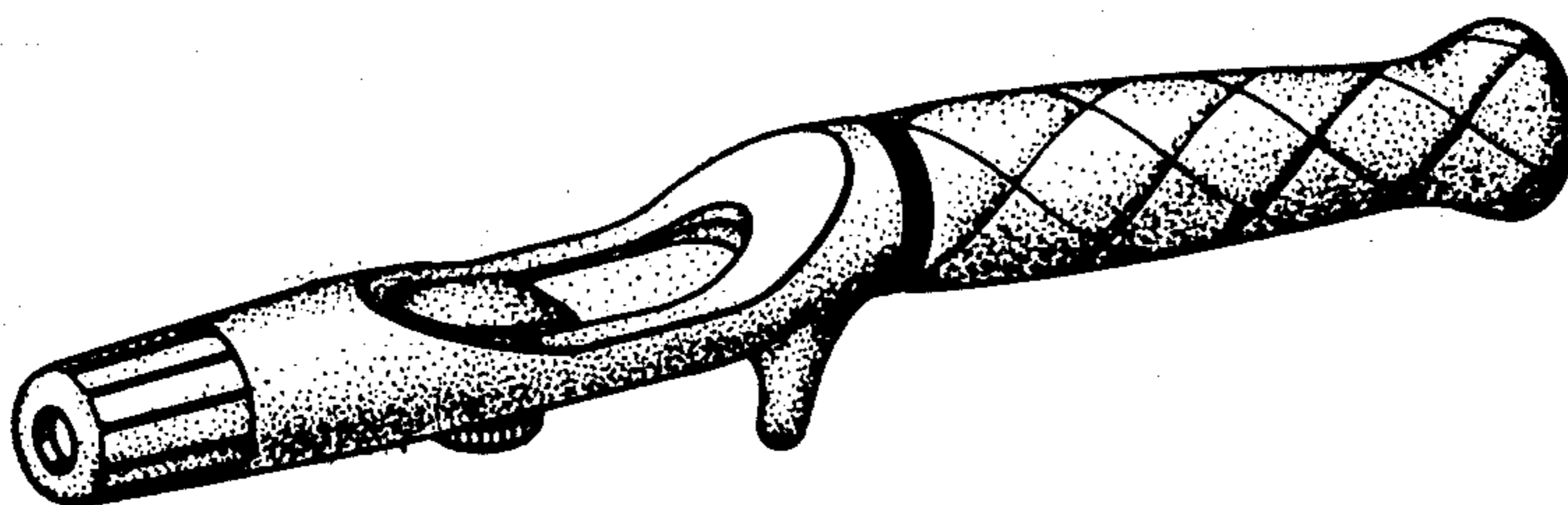


FIG. 3




FIG. 4

