

[54] **WIND DEFLECTOR**

- [75] Inventor: **Nathaniel C. Wiley, Jr.**, Weston, Conn.  
[73] Assignee: **Rudkin-Wiley Corporation**, Stratford, Conn.  
[\*\*] Term: **14 Years**  
[21] Appl. No.: **852,957**  
[22] Filed: **Nov. 18, 1977**  
[51] Int. Cl. .... **D12-16**  
[52] U.S. Cl. .... **D12/181**  
[58] Field of Search ..... **D12/181, 93, 96; 296/15, 91**

- [56] **References Cited**  
**U.S. PATENT DOCUMENTS**  
3,309,131 3/1967 Saunders ..... 296/1.5

**OTHER PUBLICATIONS**

HDT Brochure, *The New Mileage Misers*, 3/75, p. 4, Wind Deflector on Truck Cab.  
J. C. Whitney Catalog No. 335, ©1975, p. 53, Custom Fit Front Spoiler, third box up from bottom of page and second column from left.  
*Primary Examiner*—James M. Gandy  
*Attorney, Agent, or Firm*—Robert H. Ware

[57] **CLAIM**  
The ornamental design for a wind deflector, as shown and described.

**DESCRIPTION**

FIG. 1 is a front elevational view of a wind deflector showing my new design.  
FIG. 2 is a top plan view thereof.  
FIG. 3 is a back elevational view thereof.  
FIG. 4 is a bottom plan view thereof.  
FIG. 5 is a right side elevational view thereof; the left side being a mirror image of the right side shown therein.  
The characteristic feature of my design resides in the forwardly protruding upstanding U-shaped portion of the wind deflector which has recessed outer edges.

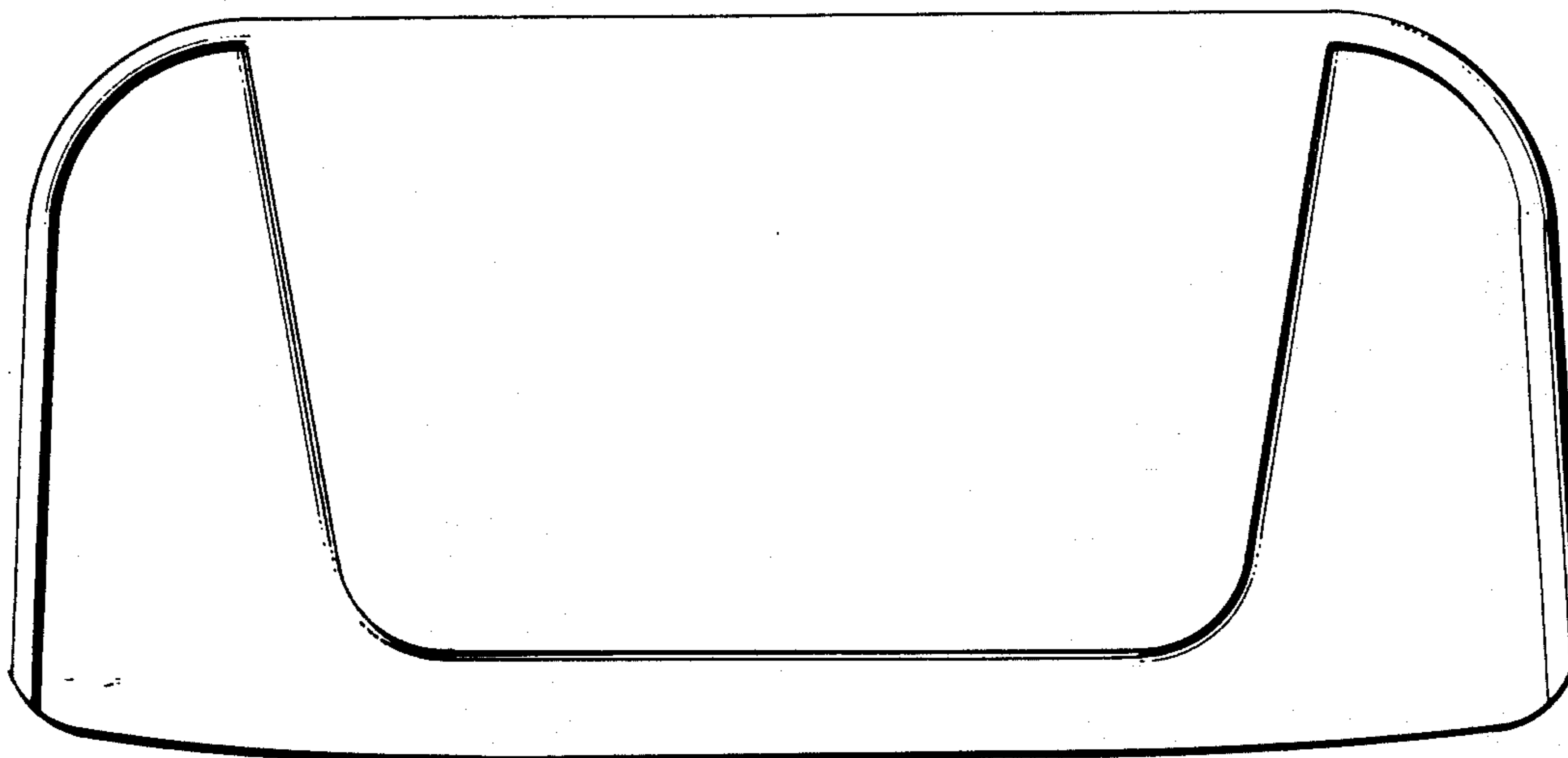


FIG. 1




FIG. 2




FIG. 3




FIG. 4

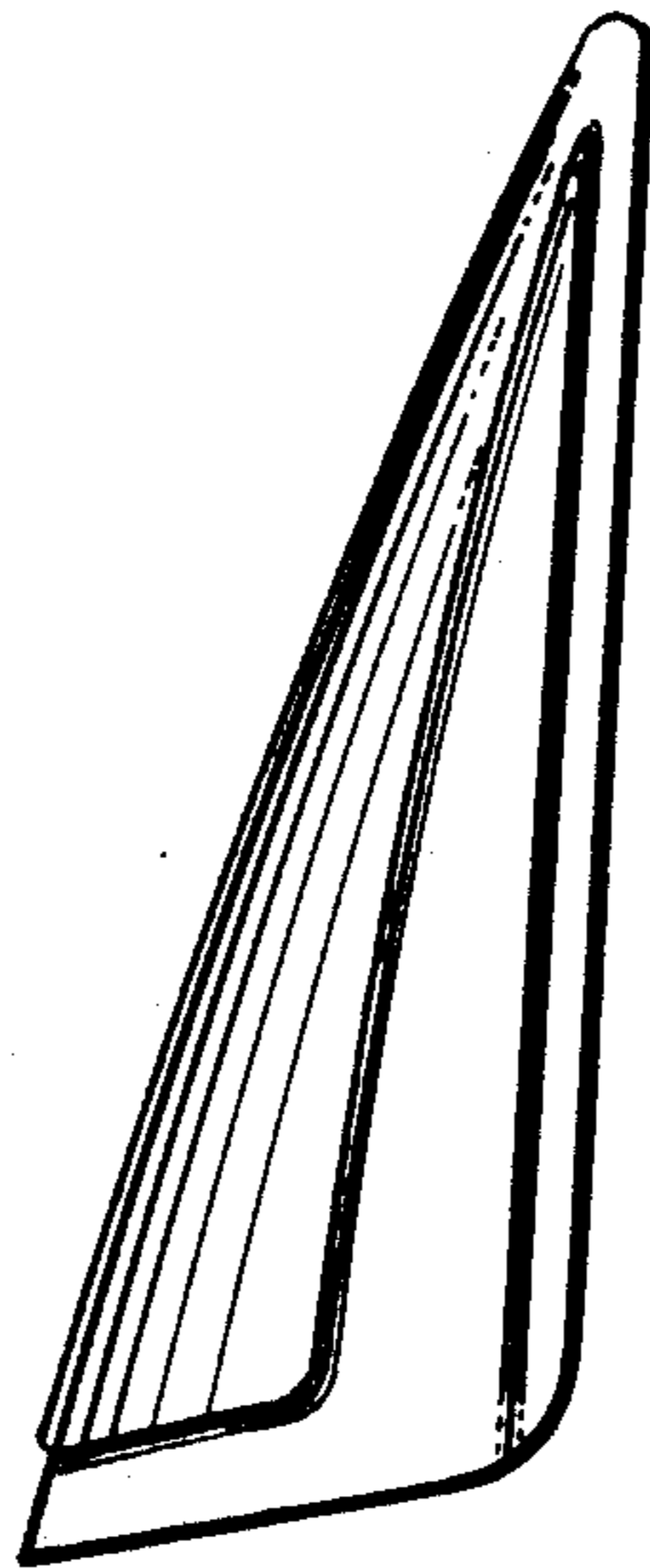
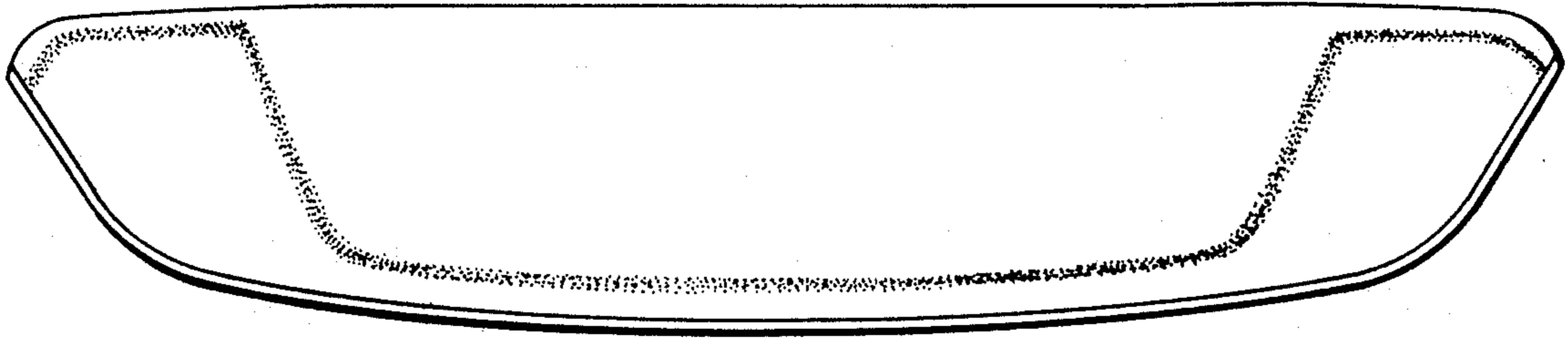


FIG. 5