

[54] CASSETTE RECORDER

[75] Inventor: **Andries Van Deuren**, Houthalen, Belgium

[73] Assignee: **U.S. Philips Corporation**, Tarrytown, N.Y.

[**] Term: **14 Years**

[21] Appl. No.: **794,570**

[22] Filed: **May 6, 1977**

[30] Foreign Application Priority Data
Nov. 15, 1976 [GB] United Kingdom 977937

[51] Int. Cl. **D14-01**

[52] U.S. Cl. **D14/6**

[58] Field of Search **D14/6, 3; 360/74, 82, 360/83, 55, 74, 93; 274/17, 21, 2; 242/199**

[56] **References Cited**

U.S. PATENT DOCUMENTS

D. 218,317	8/1970	Larson	D14/6
D. 236,504	8/1975	Hattori	D14/6
D. 240,361	6/1976	Van de Poel	D14/3
D. 241,037	8/1976	Schellens	D14/3
D. 244,699	6/1977	Okamoto	D14/6
4,021,856	5/1977	Motoyama et al.	360/74

Primary Examiner—Bernard Ansher
Attorney, Agent, or Firm—Frank R. Trifari

[57] **CLAIM**

The ornamental design for a cassette recorder, as shown.

DESCRIPTION

FIG. 1 is a perspective view of a cassette recorder showing my new design;
FIG. 2 is a left side elevational view thereof;
FIG. 3 is a front elevational view thereof;
FIG. 4 is a right side elevational view thereof;
FIG. 5 is a rear elevational view thereof;
FIG. 6 is a top plan view thereof; and
FIG. 7 is a bottom plan view thereof.




FIG. 1




FIG. 2

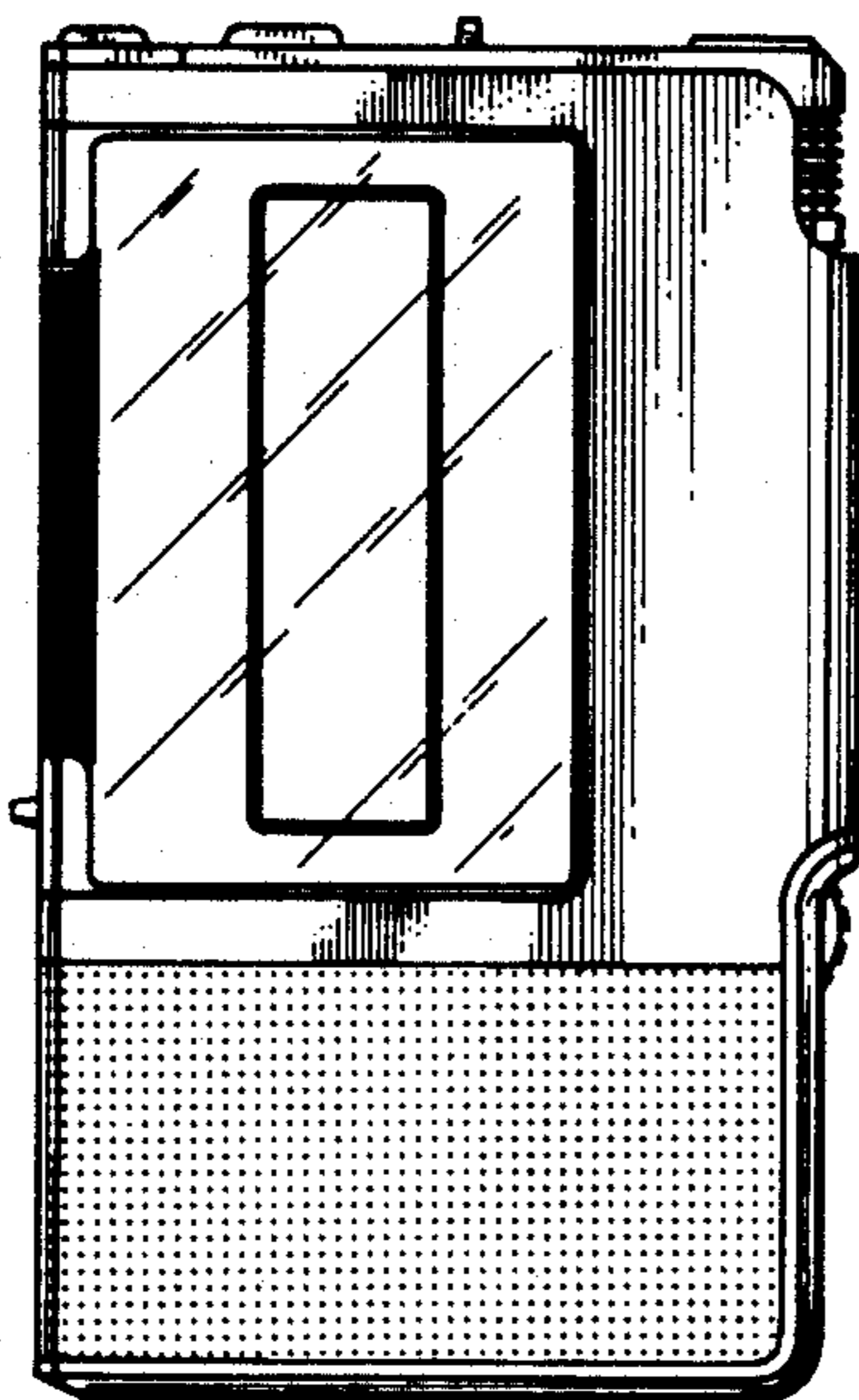


FIG. 3



FIG. 4

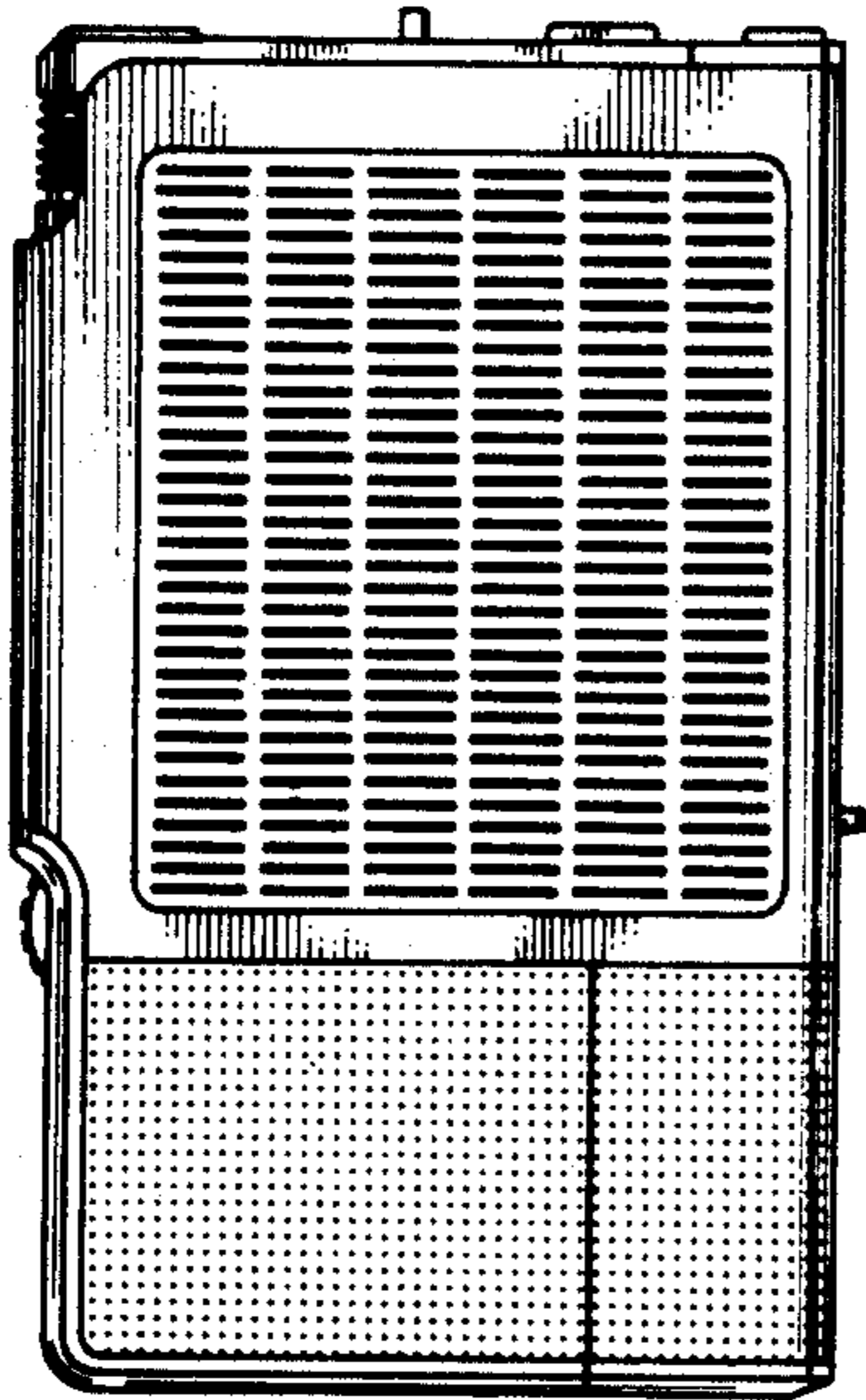


FIG. 5




FIG. 6




FIG. 7