

[54] INNER DIAMETER MICROMETER

2,881,529 4/1959 Roch ..... 33/178 R  
2,923,064 2/1960 Rudolph ..... 33/178 R X

[75] Inventors: Mineo Yamauchi; Masao Nakahara,  
both of Kawasaki, Japan

[73] Assignee: Mitutoyo Mfg., Co., Ltd.

[\*\*] Term: 14 Years

[21] Appl. No.: 880,235

[22] Filed: Feb. 22, 1978

[51] Int. Cl. .... D10-04

[52] U.S. Cl. .... D10/73

[58] Field of Search ..... D10/70, 71, 72, 73,  
D10/74; 33/166, 169 B, 178 R

[56] References Cited

U.S. PATENT DOCUMENTS

D. 57,932	5/1921	Scott	.....	D10/73
2,356,037	8/1944	Drucker	.....	33/166
2,478,427	8/1949	Schmid	.....	D10/73
2,604,703	7/1952	Meyer	.....	33/178 R

OTHER PUBLICATIONS

*American Machinist*, 6/16/49, block centers micrometer.

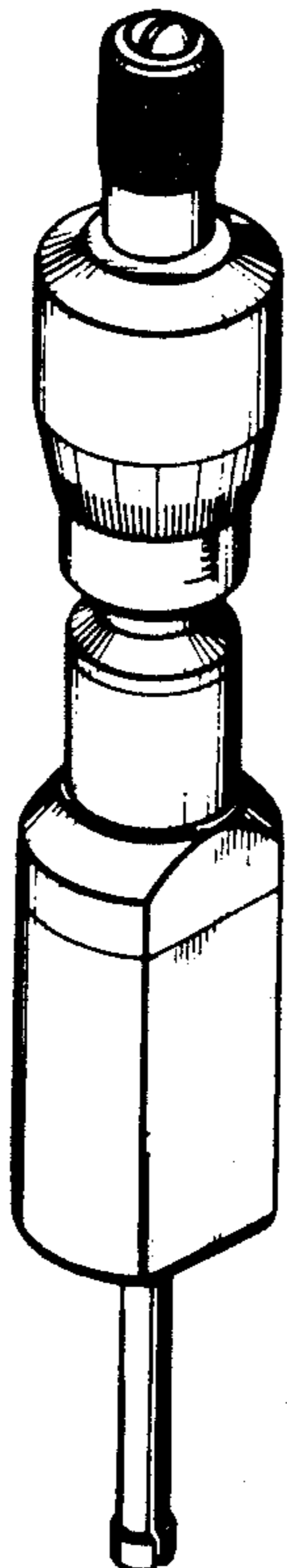
Primary Examiner—Nelson C. Holtje  
Attorney, Agent, or Firm—William L. Androlia

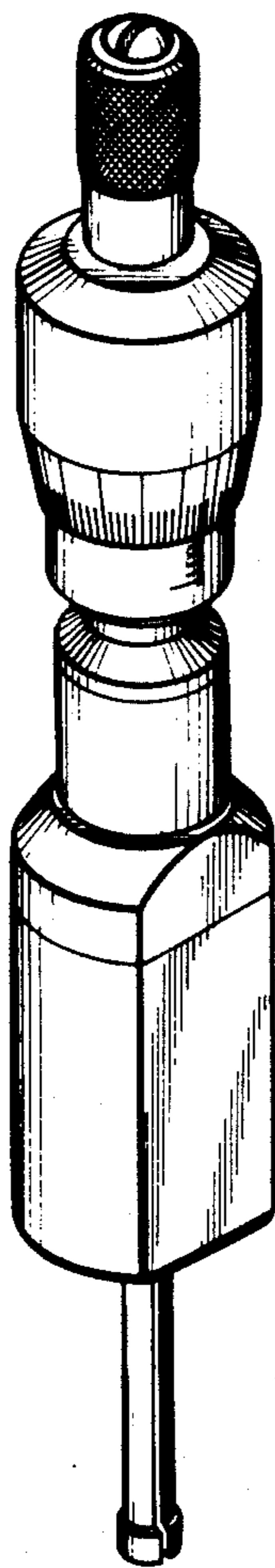
[57] CLAIM

The ornamental design for an inner diameter micrometer, substantially as shown and described.

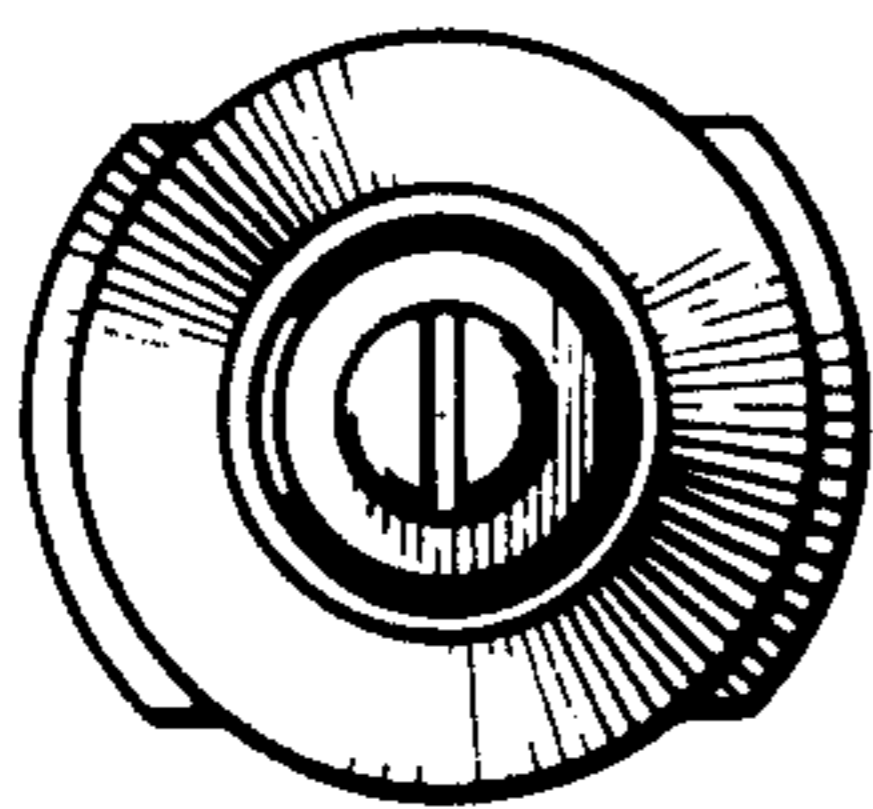
DESCRIPTION

FIG. 1 is a front perspective view of an inner diameter micrometer showing our new design;  
FIG. 2 is a top plan view thereof;  
FIG. 3 is a bottom plan view thereof;  
FIG. 4 is a front elevational view thereof;  
FIG. 5 is a rear elevational view thereof;  
FIG. 6 is a right side elevational view thereof;  
FIG. 7 is a left side elevational view thereof.






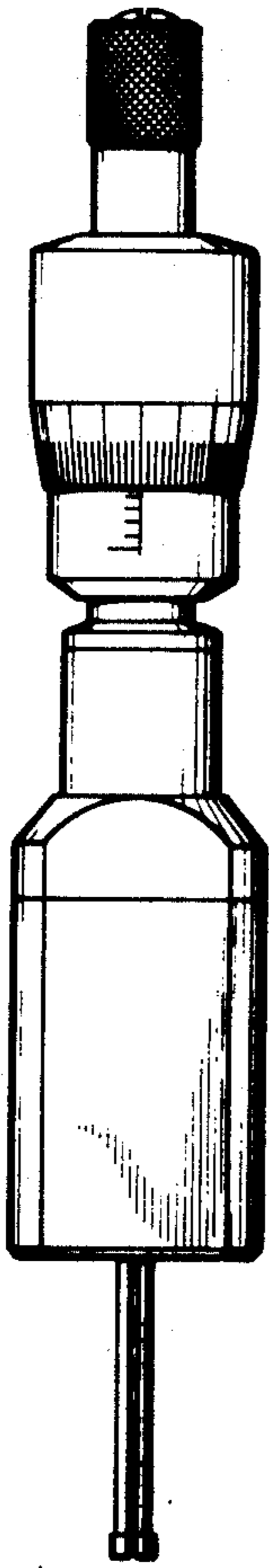
**FIG. 1**



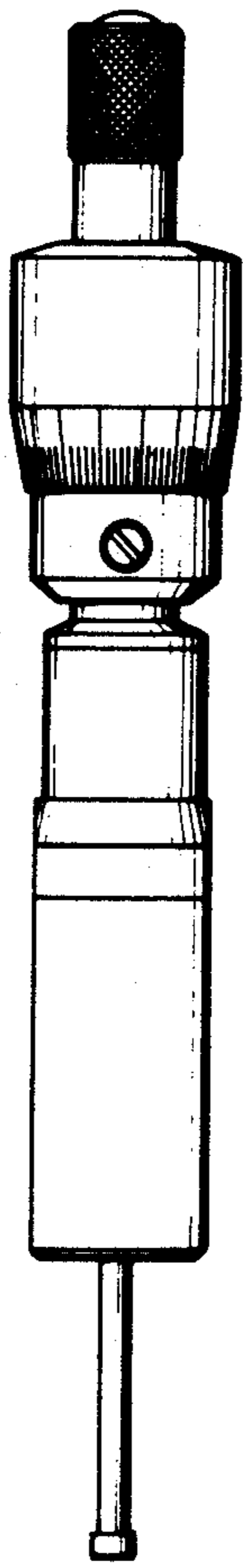
**FIG. 2**



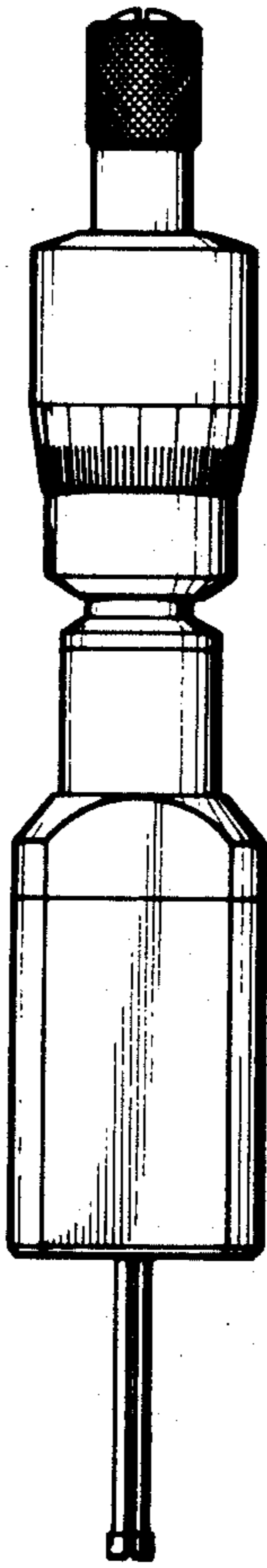
**FIG. 3**



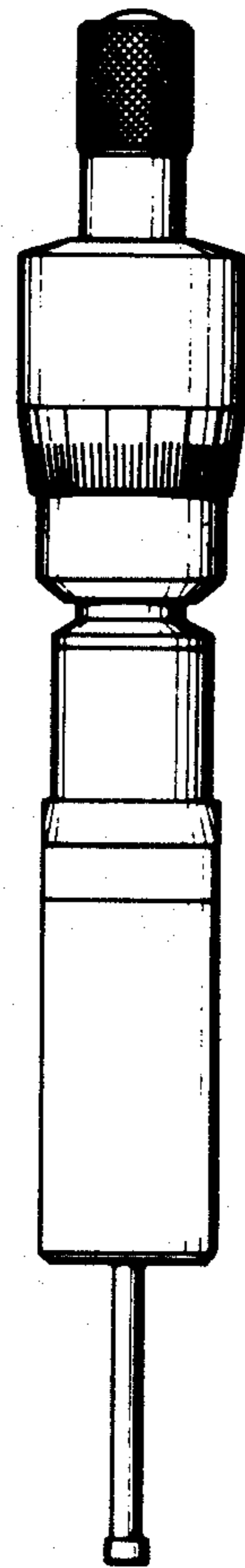
**FIG. 4**



**FIG. 5**



**FIG. 6**



**FIG. 7**