

[54] **COMBINED DISPENSING AND DISPLAY CASE**

[76] **Inventor:** Douglas Wright, Rte. 3, Box 363C, Greeneville, Tenn. 37743

[**] **Term:** 14 Years

[21] **Appl. No.:** 909,814

[22] **Filed:** May 26, 1978

[51] **Int. Cl.** D20—02; D6—04

[52] **U.S. Cl.** D6/189; D6/130; D6/172

[58] **Field of Search** D6/130, 134, 135, 146, D6/148, 157, 172, 181, 186, 188, 127, 189; 211/49 D, 49 S; 312/42; 221/92, 124, 132, 155

[56] **References Cited**

U.S. PATENT DOCUMENTS

D. 204,044	3/1966	Bayly	D6/172
670,555	3/1901	Cobb	312/42
1,663,088	3/1928	Matheson	312/42
3,351,233	11/1967	Chanoch et al.	221/155


Primary Examiner—Bernard Ansher
Assistant Examiner—B. J. Bullock
Attorney, Agent, or Firm—William E. Anderson

[57] **CLAIM**

The ornamental design for a combined dispensing and display case as shown.

DESCRIPTION

FIG. 1 is a perspective view of a combined dispensing and display case showing my new design; FIG. 2 is a front elevational view thereof; FIG. 3 is a rear elevational view thereof; FIG. 4 is a top plan view thereof; FIG. 5 is a bottom plan view thereof; and FIG. 6 is a side elevational view thereof.



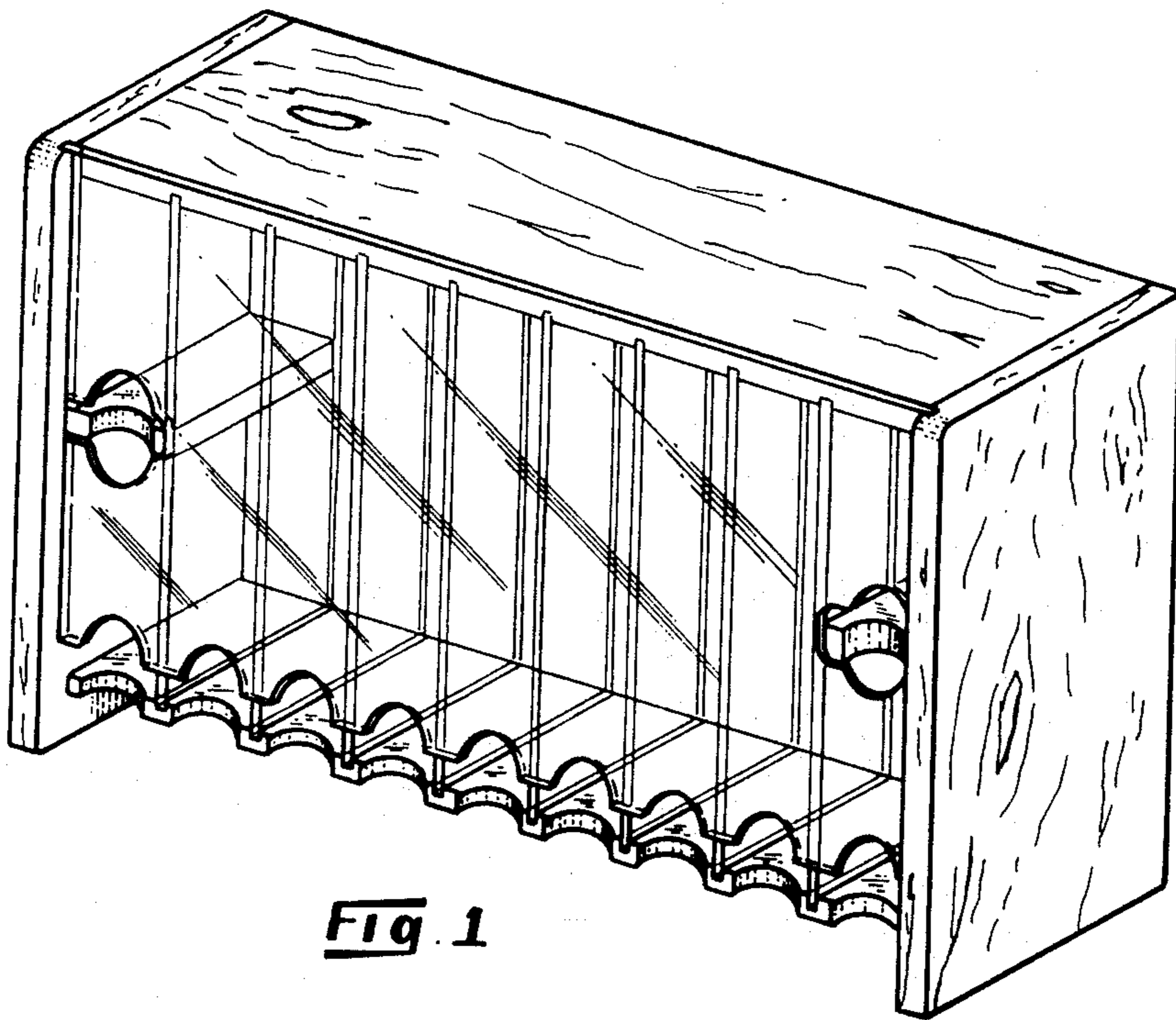


Fig. 1

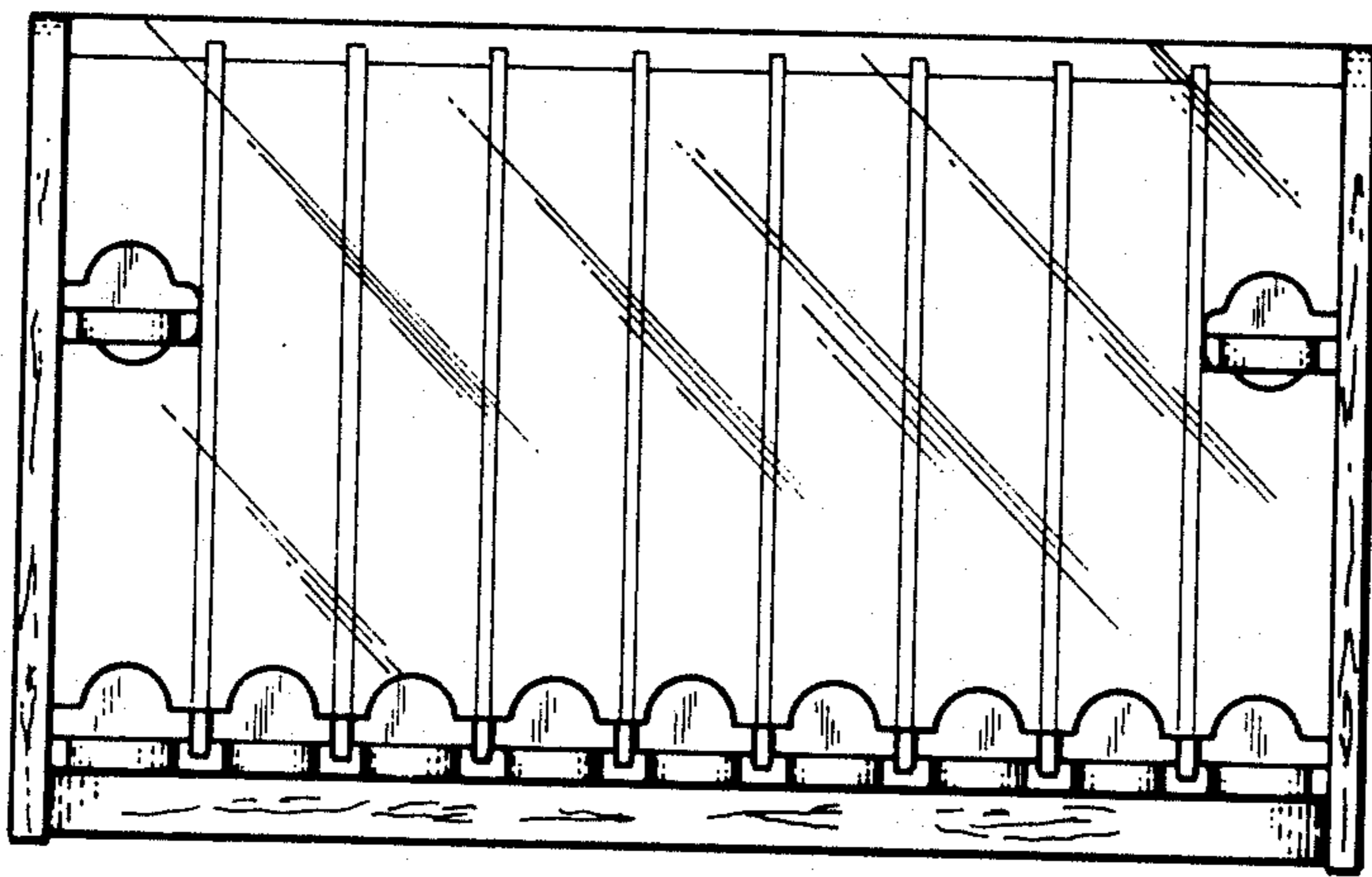


Fig. 2




Fig. 6




Fig. 3




Fig. 4




Fig. 5