

[54] **PHOTOGRAPHIC CAMERA**

[75] Inventor: **Heinz Waaske**, Brunswick, Fed. Rep. of Germany

[73] Assignee: **Rollei-Werke Franke & Heidecke**, Brunswick, Fed. Rep. of Germany

[**] Term: **14 Years**

[21] Appl. No.: **840,115**

[22] Filed: **Oct. 6, 1977**

[30] **Foreign Application Priority Data**

May 20, 1977 [DE] Fed. Rep. of Germany 1128

[51] Int. Cl. **D16-01**

[52] U.S. Cl. **D16/05**

[58] Field of Search **D16/1, 2, 5, 6, 8, 9, D16/10; 354/152-158, 187-194, 202, 288**

[56] **References Cited**

U.S. PATENT DOCUMENTS

D. 213,806	4/1969	Ikegami et al.	D16/5
D. 221,256	7/1971	Fukuda	D16/5
D. 224,350	7/1972	Fukuda	D16/5
3,680,455	8/1972	Meinunger	354/187

Primary Examiner—Wallace R. Burke
Assistant Examiner—Catherine Kemper
Attorney, Agent, or Firm—Charles Shepard

[57] **CLAIM**

The ornamental design for a photographic camera, substantially as shown and described.

DESCRIPTION

FIG. 1 is a front left perspective view of a photographic camera in normal carrying or folded position, showing my new design;

FIG. 2 is a top plan view thereof;

FIG. 3 is a front elevational view thereof;

FIG. 4 is a right side elevational view thereof;



FIG. 5 is a left side elevational view thereof;

FIG. 6 is a rear elevational view thereof;

FIG. 7 is a bottom view thereof;

FIG. 8 is a perspective view similar to FIG. 1, showing the camera with the front slide member and lens member moved to picture taking position; and

FIG. 9 is a right front perspective view of the camera with the lens member still in picture taking position and with the front slide member moved to film winding and shutter tensioning position.






FIG. 1

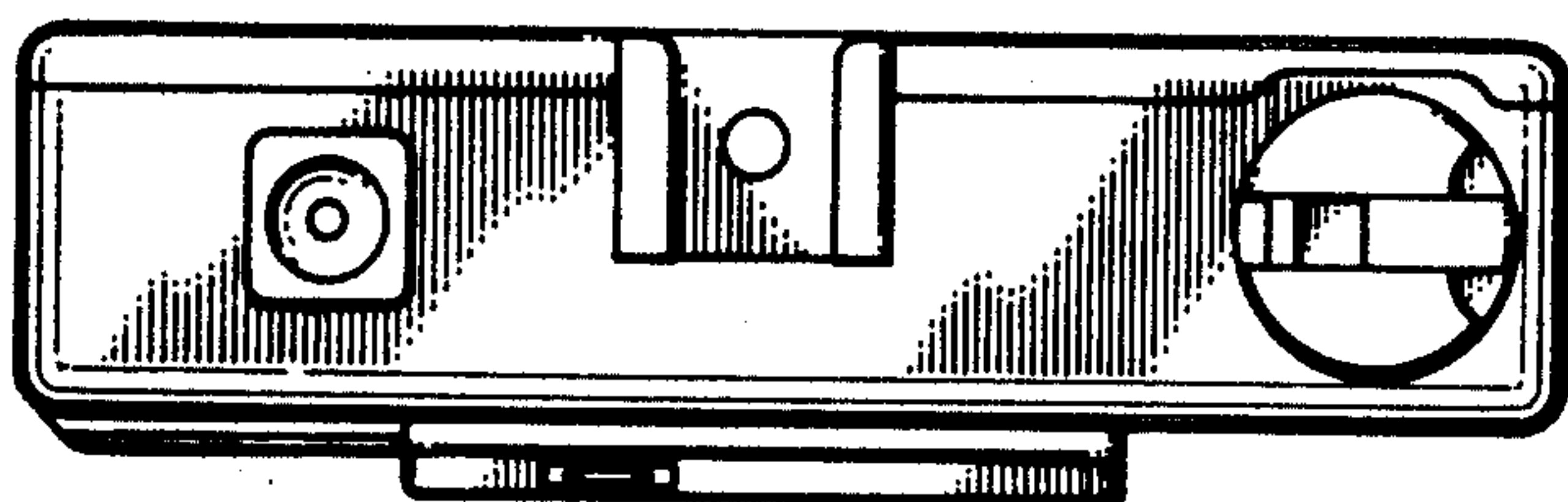


FIG. 2




FIG. 3

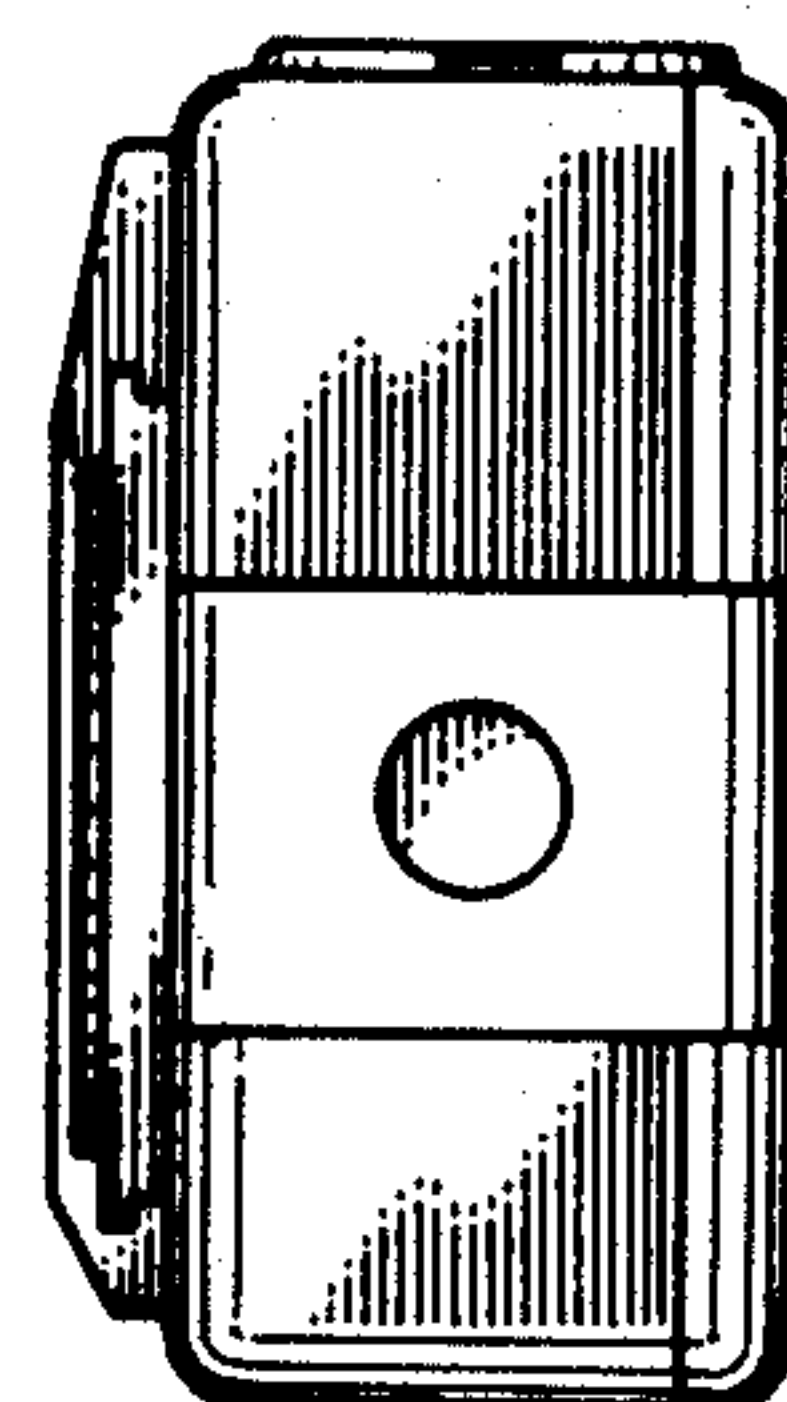


FIG. 4



FIG. 5

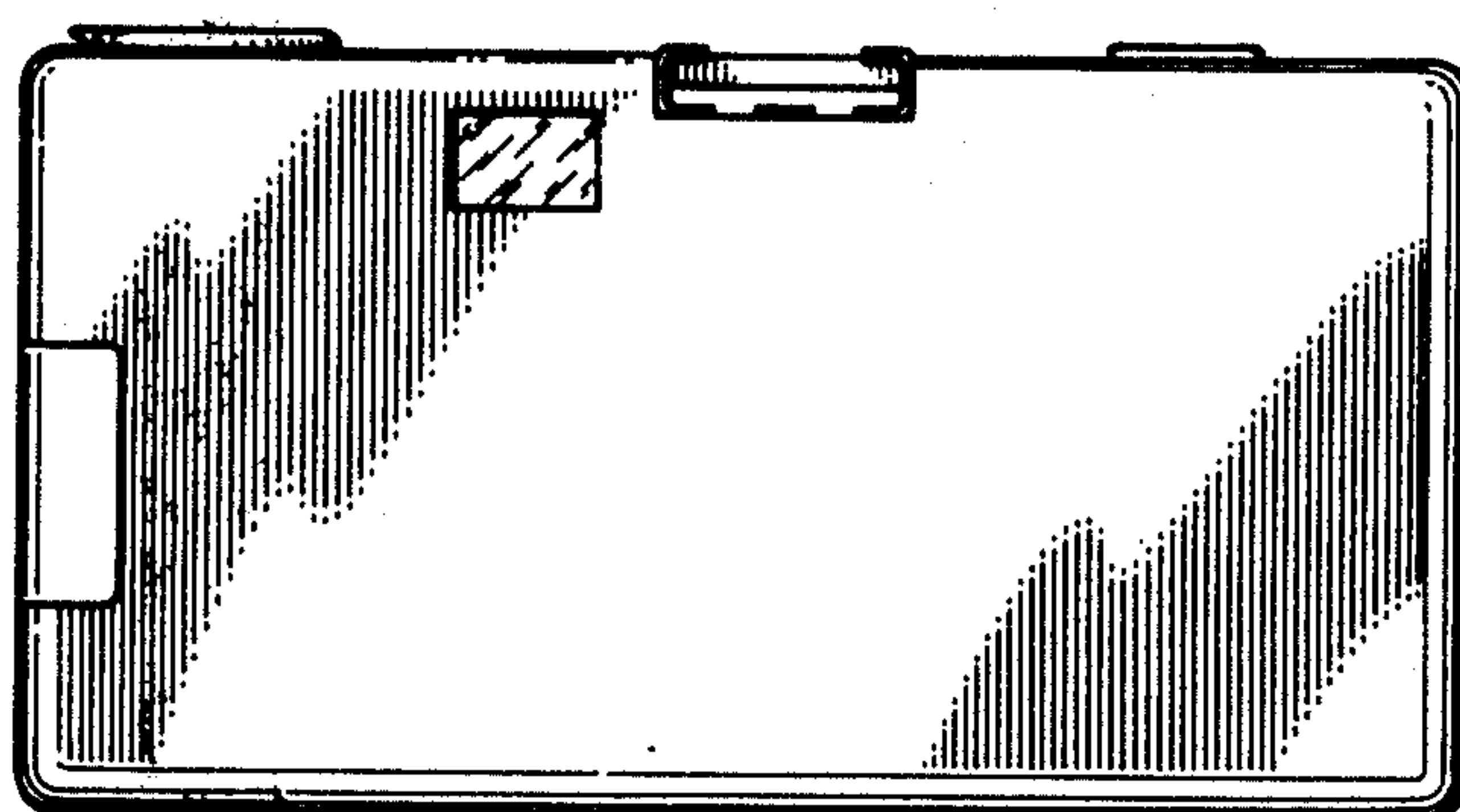


FIG. 6

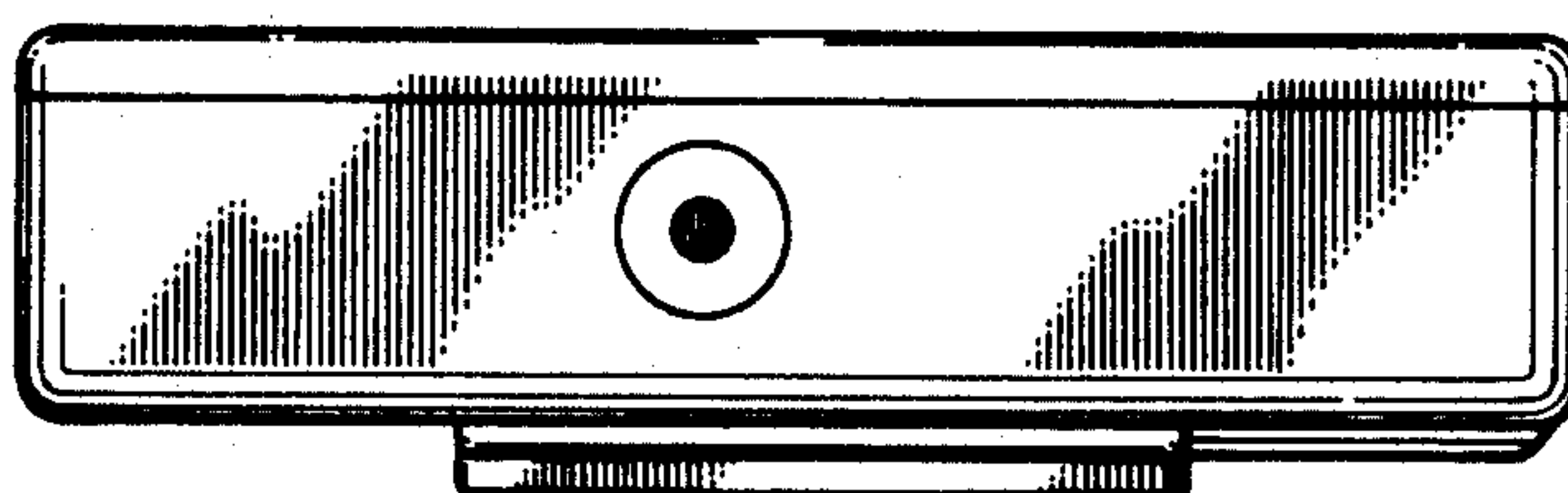


FIG. 7




FIG. 8




FIG. 9