

[54] **SPRING PRESSURE GAUGE OR SIMILAR ARTICLE**

[76] Inventor: **Thoburn T. Mosier**, 3878 Chiselhurst Pl., Columbus, Ohio 43220

[\*\*] Term: **14 Years**

[21] Appl. No.: **840,060**

[22] Filed: **Oct. 6, 1977**

[51] Int. Cl. .... **D10-04**

[52] U.S. Cl. .... **D10/83**

[58] Field of Search ..... **D10/46, 83, 85, 89; 73/141 AB, 141 R, 144, 141 A, 143; 33/169 B**

[56] **References Cited**

**U.S. PATENT DOCUMENTS**

2,450,188 9/1948 DeGraaf ..... 73/141 AB

2,689,408	9/1954	Cornell .....	D10/64 X
2,789,356	4/1957	Blanks .....	33/169 B X
2,983,138	5/1961	Delker .....	73/141 AB X
3,455,154	7/1969	Cetran .....	73/141 AB
3,498,120	3/1970	MacMillan .....	73/141 AB
3,839,908	10/1974	Casper .....	73/141 AB X


*Primary Examiner*—Nelson C. Holtje  
*Attorney, Agent, or Firm*—William S. Rambo

[57] **CLAIM**

The ornamental design for a spring pressure gauge or similar article, substantially as shown.

**DESCRIPTION**

FIG. 1 is a perspective view of a spring pressure gauge or similar article showing my new design; FIG. 2 is a side elevational view thereof; FIG. 3 is a top plan view thereof; and FIG. 4 is a bottom plan view thereof.






FIG. 1.




FIG. 2.

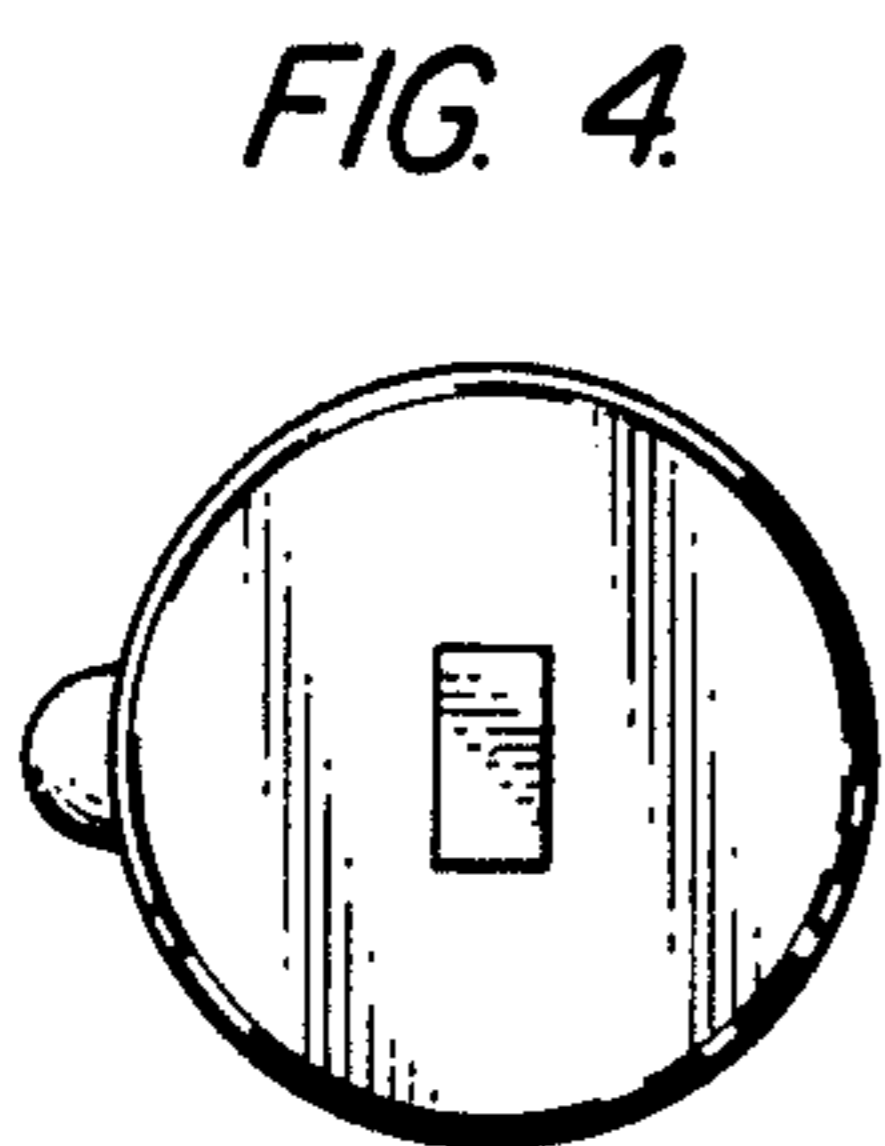


FIG. 4.

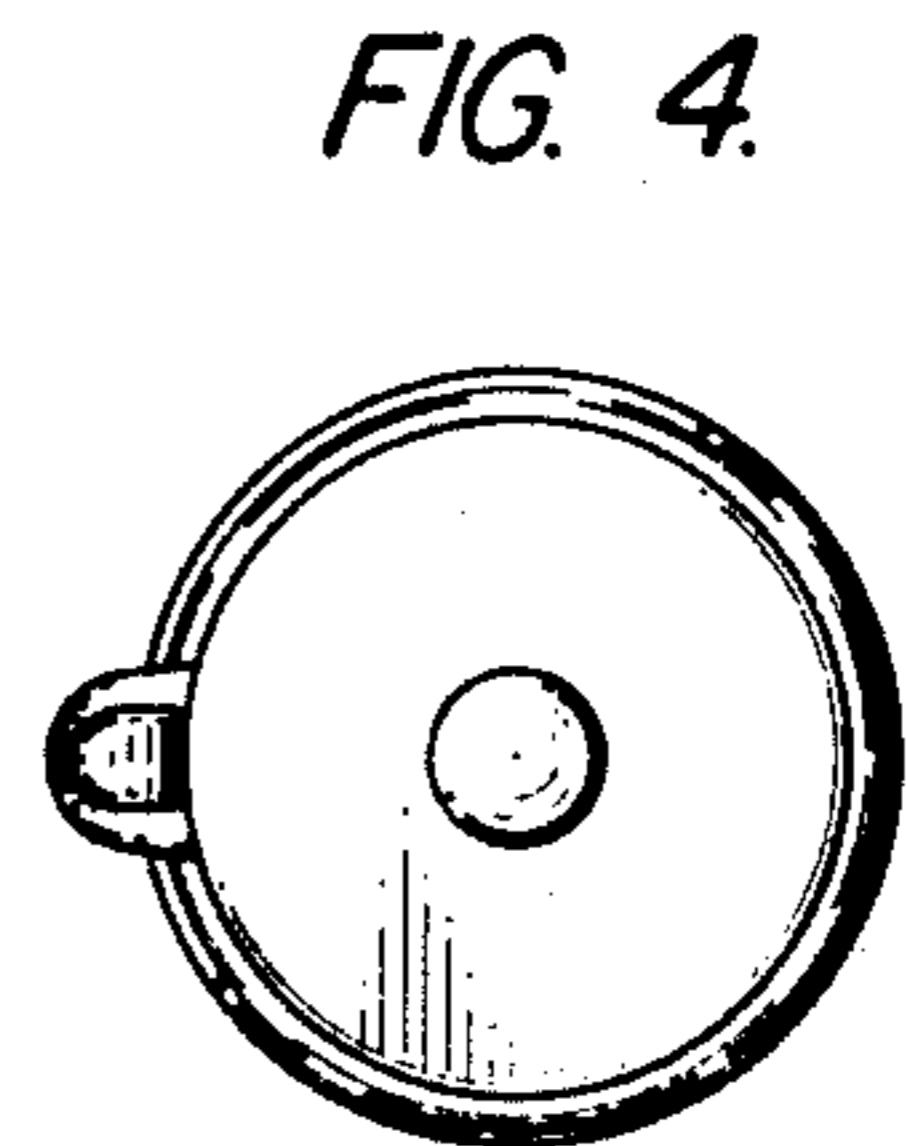


FIG. 4.