

- [54] **HOLDER FOR BUMPER STICKERS**
- [76] Inventors: **Robert L. Mallory; Sheilah A. Mallory**, both of 3160A N. Truckee La., Sparks, Nev. 89431
- [\*\*] Term: **14 Years**
- [21] Appl. No.: **820,950**
- [22] Filed: **Aug. 1, 1977**
- [51] Int. Cl. .... **D8—8; D12—16**
- [52] U.S. Cl. .... **D20/43; D12/155**
- [58] Field of Search ..... **D12/155; D8/361, 373, D8/349, 354, 362; 40/156, 10 R, 16, 16.4, 64 R, 65; D96/7, 12 R, 12 E; D6/242, 244**

- [56] **References Cited**
- U.S. PATENT DOCUMENTS**
- D. 237,250 10/1975 Clark ..... D8/373
- 911,306 2/1909 Hull ..... 40/16.4
- 1,791,682 2/1931 Morrison et al. .... 40/16.4

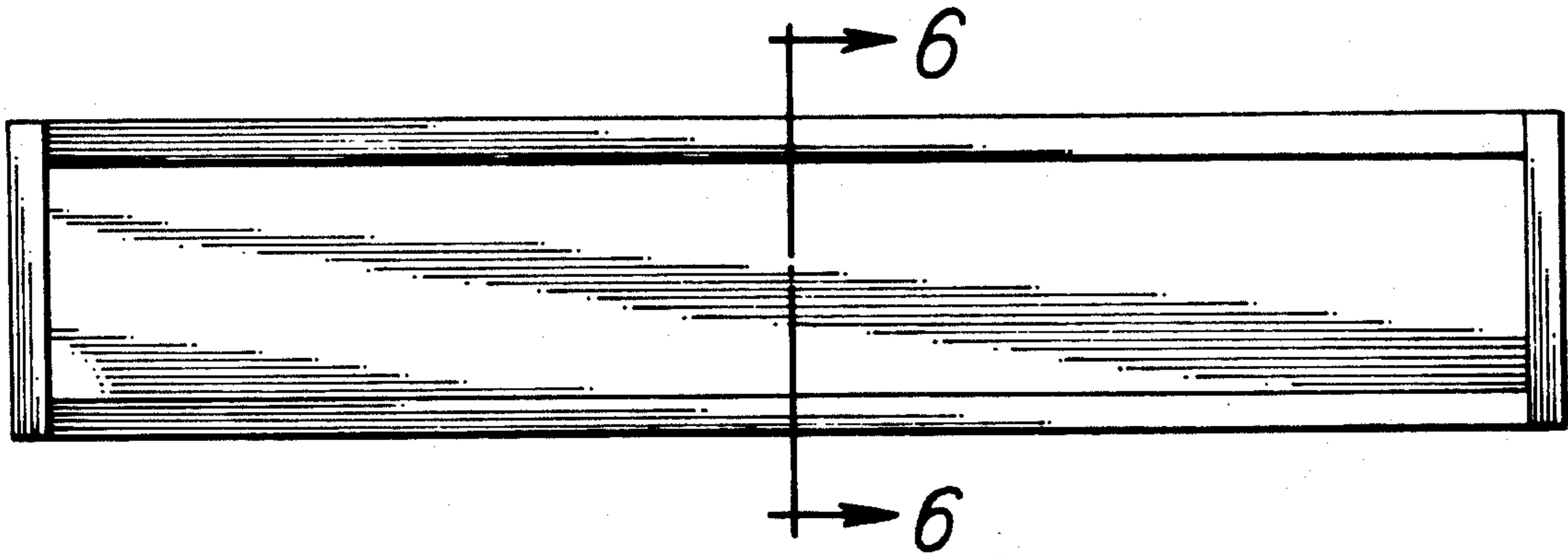
*Primary Examiner*—James M. Gandy  
*Attorney, Agent, or Firm*—Robert G. West

[57] **CLAIM**

The ornamental design for a holder for bumper stickers, as shown.

**DESCRIPTION**

FIG. 1 is a front elevational view of a holder for bumper stickers, showing our new design;  
 FIG. 2 is a left end elevational view thereof;  
 FIG. 3 is a right end elevational view thereof;  
 FIG. 4 is a rear elevational view thereof;  
 FIG. 5 is a top plan view thereof, the bottom being substantially a mirror image of the top shown herein;  
 FIG. 6 is an enlarged cross sectional view thereof taken along line 6—6 in FIG. 1; and  
 FIG. 7 is a front elevational view thereof on a slightly reduced scale with the right end wall removed and the slidable bumper sticker mounting plate partially removed.



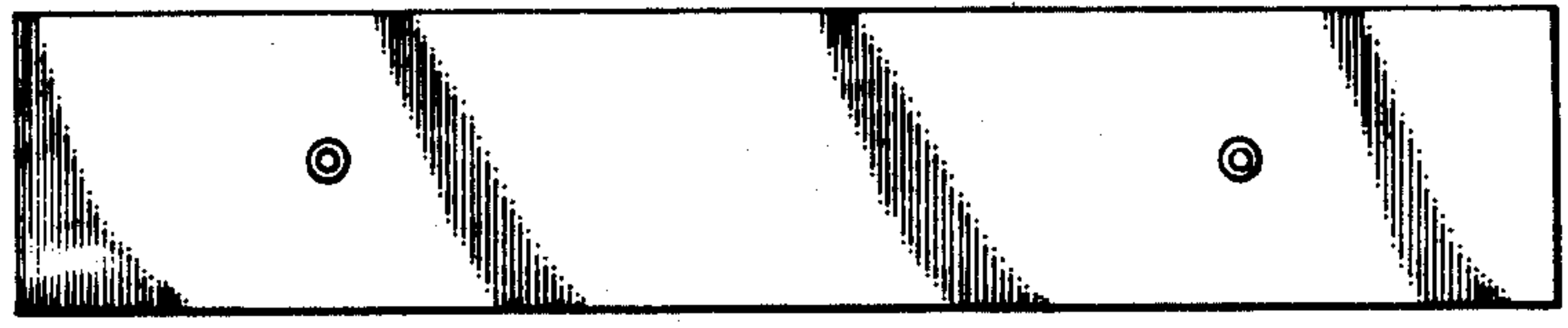
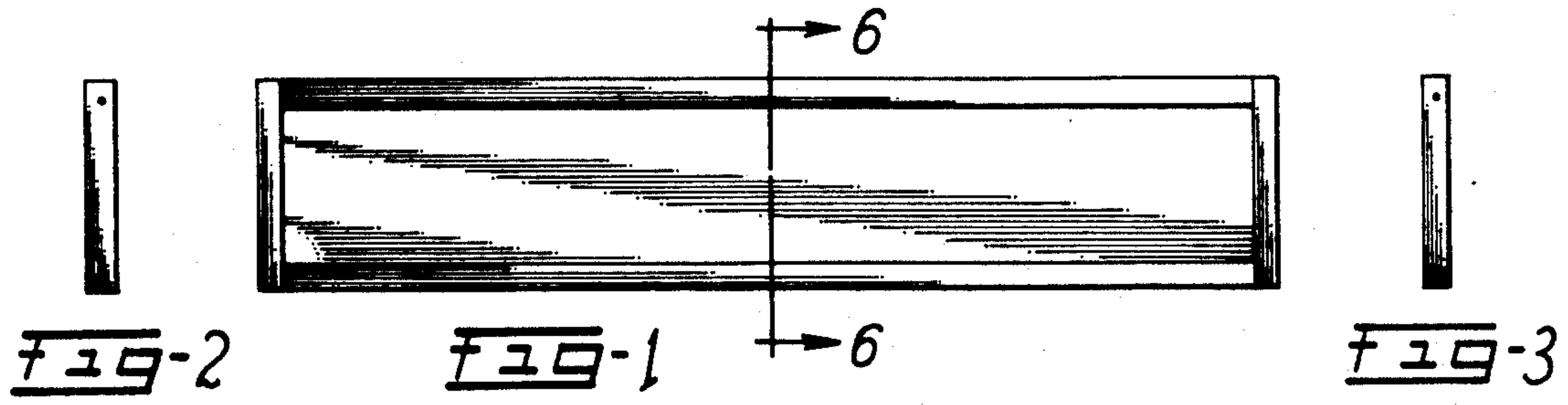


FIG-4



FIG-5

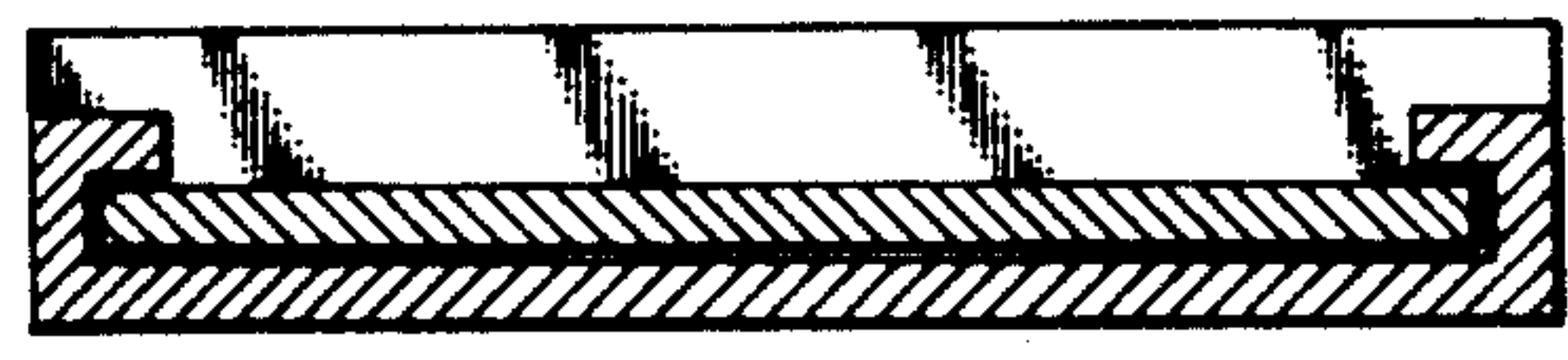


FIG-6




FIG-7