

[54] WALL MOUNTED FRAME FOR A WARDROBE CABINET

[75] Inventors: **Margareta Gavel; Peter Gavel**, both of Stockholm, Sweden

[73] Assignee: **BPA Byggproduktion AB**, Stockholm, Sweden

[*] Notice: The portion of the term of this patent subsequent to Jun. 19, 1993, has been disclaimed.

[**] Term: **14 Years**

[21] Appl. No.: **680,804**

[22] Filed: **Apr. 27, 1976**

[30] Foreign Application Priority Data

Nov. 14, 1975 [SE] Sweden 75002279

[51] Int. Cl. **D6-06**

[52] U.S. Cl. **D6/191; D6/130; D6/134; D6/174**

[58] Field of Search D6/129, 130, 134, 135, D6/181, 186, 167, 168, 169, 170, 188, 189

[56] References Cited

U.S. PATENT DOCUMENTS

D. 186,639	11/1959	Greenman et al.	D6/186
D. 231,293	4/1974	Cosolito	D6/130
D. 236,866	9/1975	Barry	D6/130
2,173,917	9/1939	Ryan	D6/130 X


Primary Examiner—Bruce W. Dunkins
Attorney, Agent, or Firm—Holman & Stern

[57] CLAIM

The ornamental design for a wall mounted frame for a wardrobe cabinet.

DESCRIPTION

FIG. 1 is a front perspective view of a wall mounted frame for a wardrobe cabinet showing our design; FIG. 2 is a top plan view on a reduced scale; FIG. 3 is a side elevational view taken from the left in FIG. 1 and on a reduced scale; and FIG. 4 is a rear elevational view of the wall mounted frame of FIG. 1 on a reduced scale.






FIG. 1




FIG. 2




FIG. 3




FIG. 4