

[54] COMBINED TOY VEHICLE AND
REMOVABLE FIGURES THEREFOR

[75] Inventors: Shinroku Nakao, Yokohama;
Yoshiyasu Ishii; Hiroaki Matsuda,
both of Tokyo, all of Japan

[73] Assignee: Combi Co., Ltd., Tokyo, Japan

[**] Term: 14 Years

[21] Appl. No.: 846,476

[22] Filed: Oct. 28, 1977

Related U.S. Application Data

[63] Continuation-in-part of Ser. No. 657,327, Feb. 11, 1976.

[30] Foreign Application Priority Data

Sep. 10, 1975 [JP] Japan 50-36870

[51] Int. Cl. D21-01

[52] U.S. Cl. D21/134; D21/149

[58] Field of Search D34/15 AS, 15 AM, 15 AN;
46/103, 105, 201, 202, 204, 206, 210, 211, 212,
213, 222, 202; 280/87.01, 87.02 R

[56] References Cited

U.S. PATENT DOCUMENTS

2,186,188 4/1940 Allen 46/201

FOREIGN PATENT DOCUMENTS

2220344 11/1973 Fed. Rep. of Germany 280/87.02 R

OTHER PUBLICATIONS

Toys & Novelties, 5-1947, p. 87, Toy vehicle.
Toys, 3-1971, p. 140, Toy vehicle.

Primary Examiner—Joel Stearman
Assistant Examiner—Charles A. Rademaker
Attorney, Agent, or Firm—Richard C. Sughrue

[57] CLAIM

The ornamental design for a combined toy vehicle and
removable figures therefor, as shown.

DESCRIPTION

FIG. 1 is a front, top and left side perspective view of a
combined toy vehicle and removable figures therefor
showing our new design;
FIG. 2 is a rear, right side and a bottom perspective
view;
FIG. 3 is a top plan view thereof; and
FIG. 4 is a bottom plan view thereof.

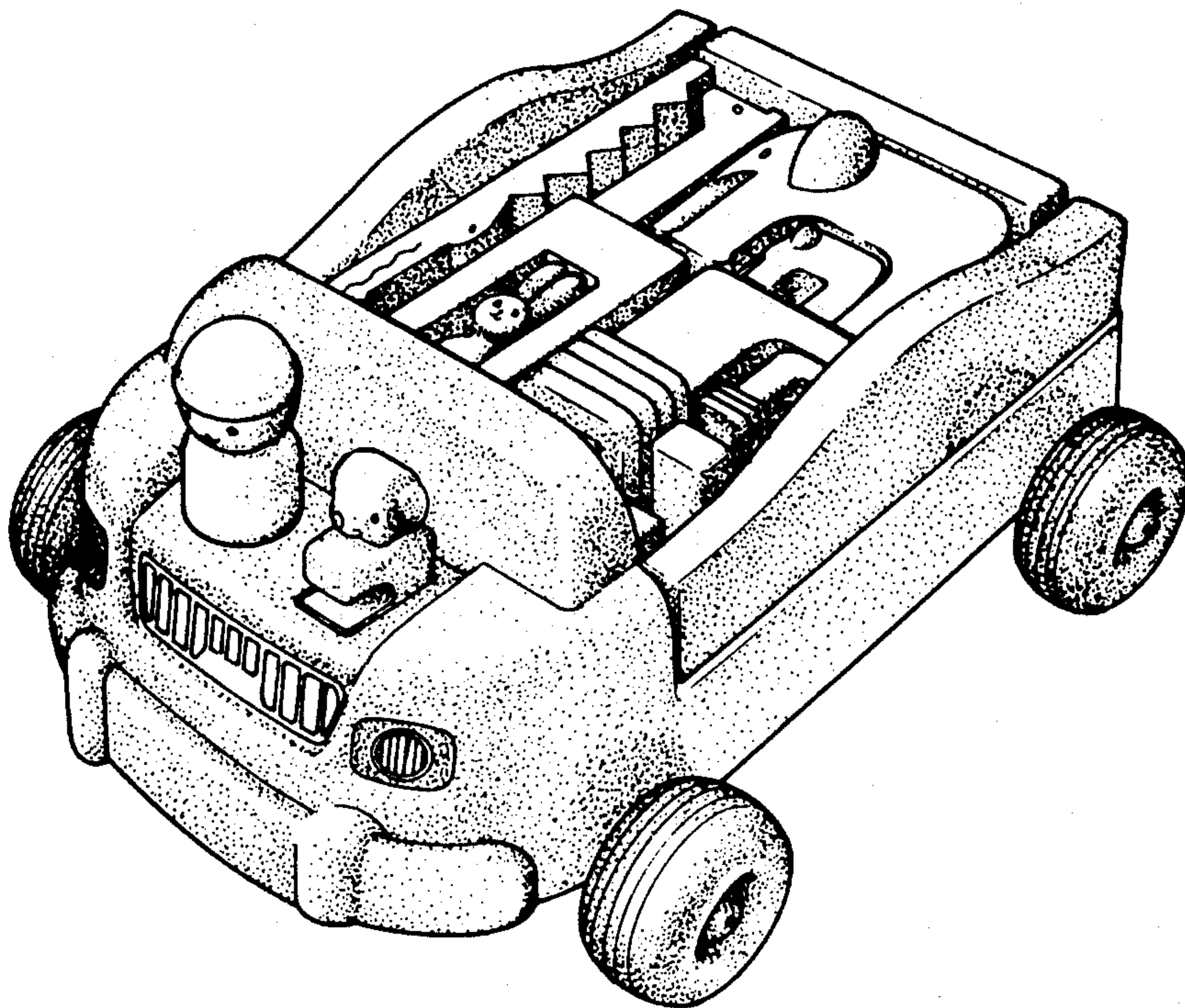


FIG. 1




FIG. 2

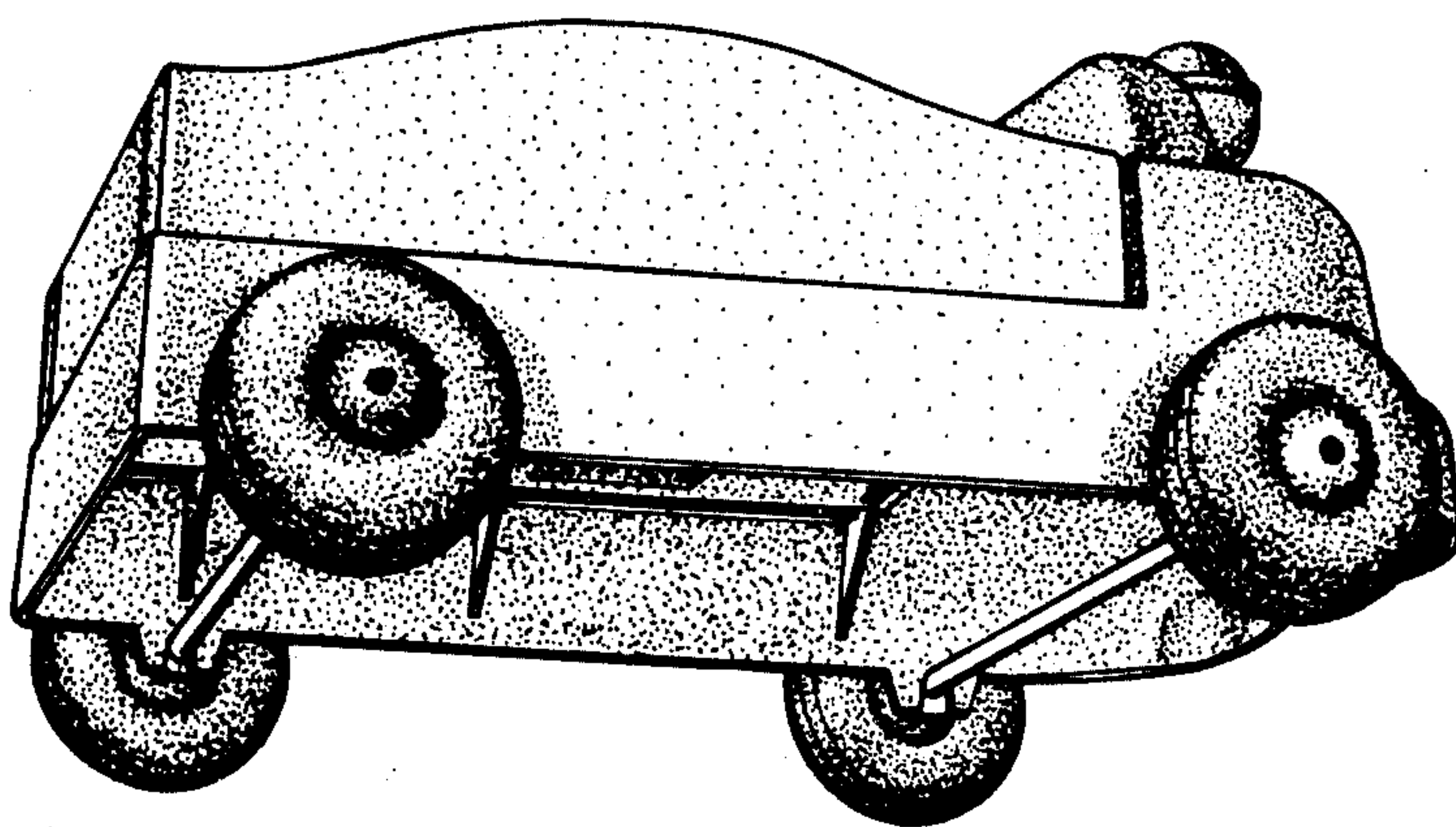


FIG. 3

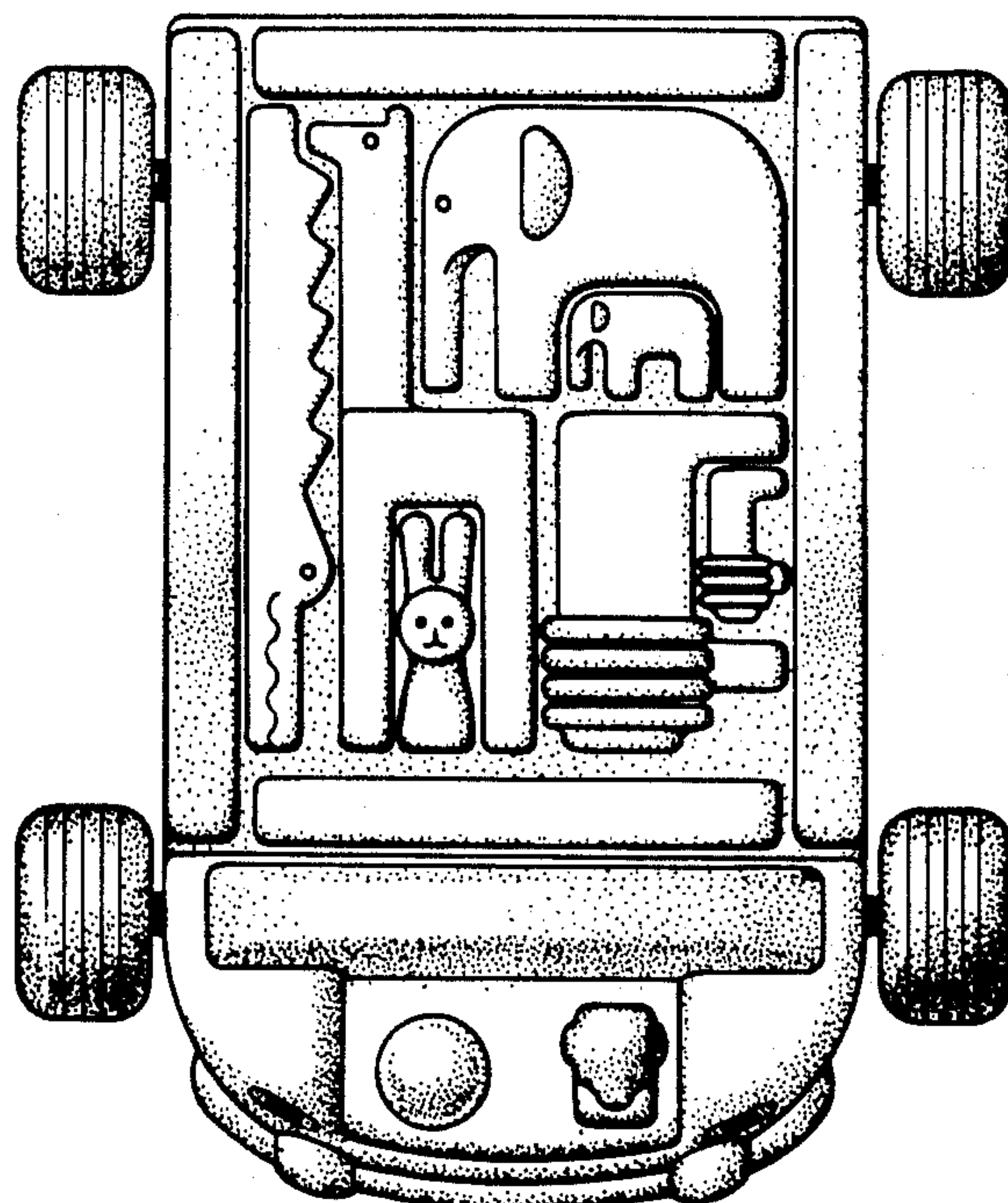


FIG. 4

