

[54] VALVE HANDLE

[75] Inventor: Masao Okano, Suwa, Japan

[73] Assignee: Toyo Valve Co., Ltd., Tokyo, Japan

[**] Term: 14 Years

[21] Appl. No.: 709,375

[22] Filed: Jul. 28, 1976

[30] Foreign Application Priority Data

Jan. 28, 1976 [JP] Japan 51-2218

[51] Int. Cl. D23-01

[52] U.S. Cl. D23/30

[58] Field of Search D23/19-40;
D8/300-314; 16/110 R, 111 R, 117, 118, 121,
DIG. 19, DIG. 30

[56]

References Cited

U.S. PATENT DOCUMENTS

D. 17,868	11/1887	Crane	D23/30
D. 45,142	1/1914	Aull	D23/30
D. 115,235	6/1939	Olson	D23/30
D. 140,256	2/1945	Shaeffer	D23/30
851,591	4/1907	Forg	16/117
1,548,520	8/1925	Flodin	16/117
2,118,128	5/1938	Yardley	16/117
2,502,812	4/1950	Wright	16/117 X
2,523,458	9/1950	Vogel	16/117 X

Primary Examiner—James R. Largen
Attorney, Agent, or Firm—David Toren

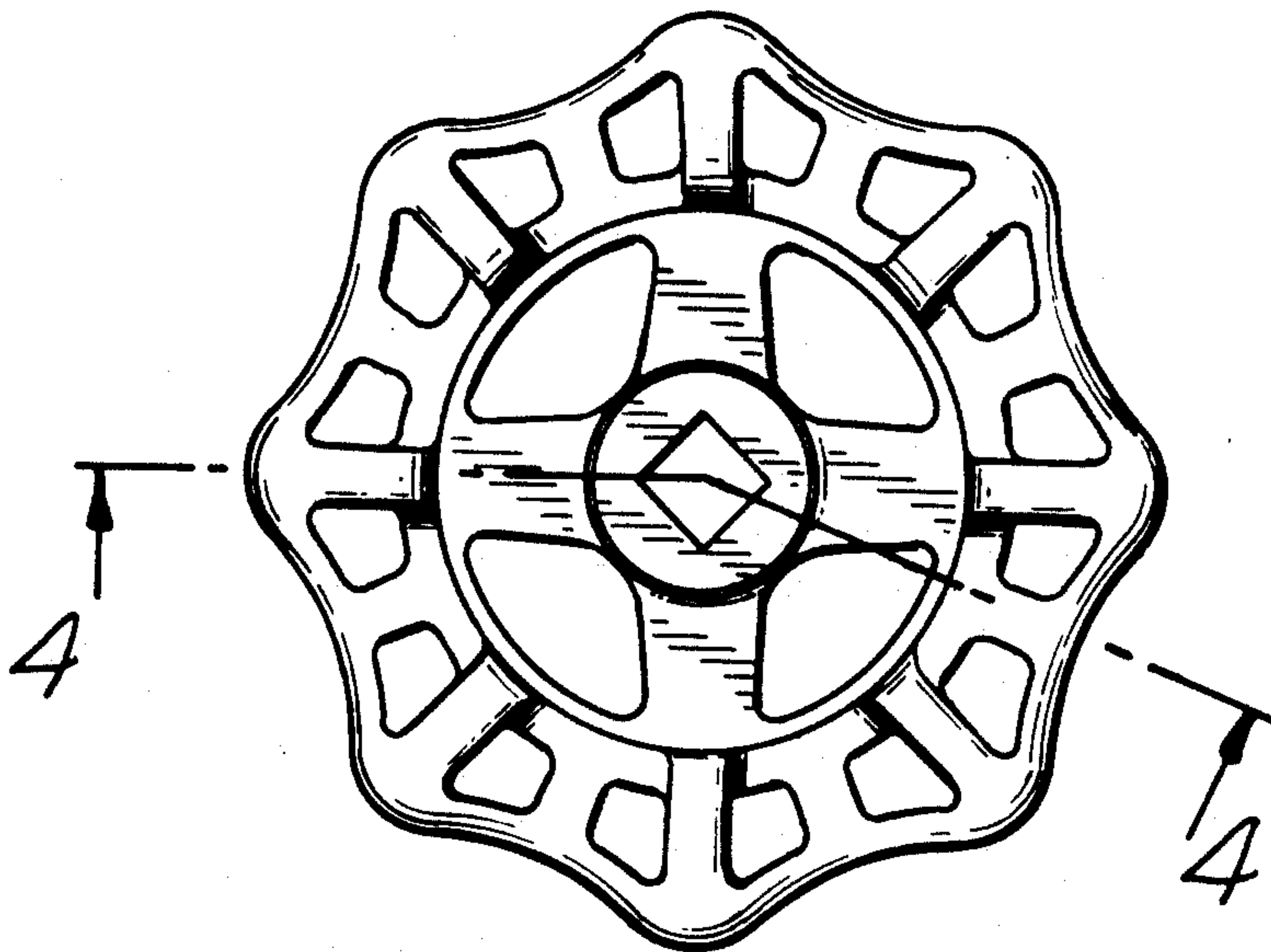
[57]

CLAIM

The ornamental design for a valve handle, as shown.

DESCRIPTION

FIG. 1 is a top plan view of a valve handle embodying my new design;
FIG. 2 is a side elevational view thereof; and
FIG. 3 is a bottom plan view thereof;
FIG. 4 is a cross sectional view taken along the line 4-4 shown in FIG. 1.



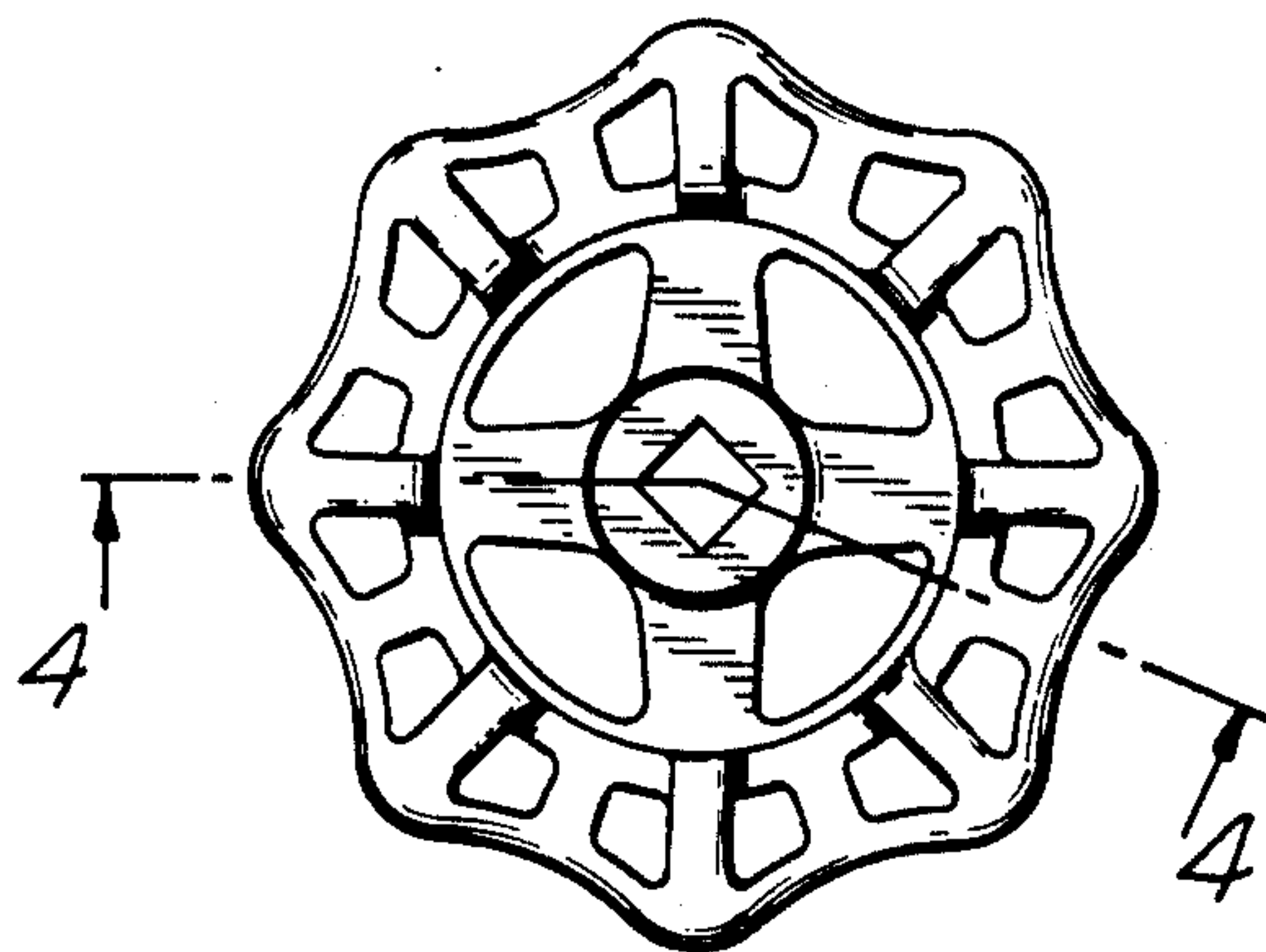


FIG. 1

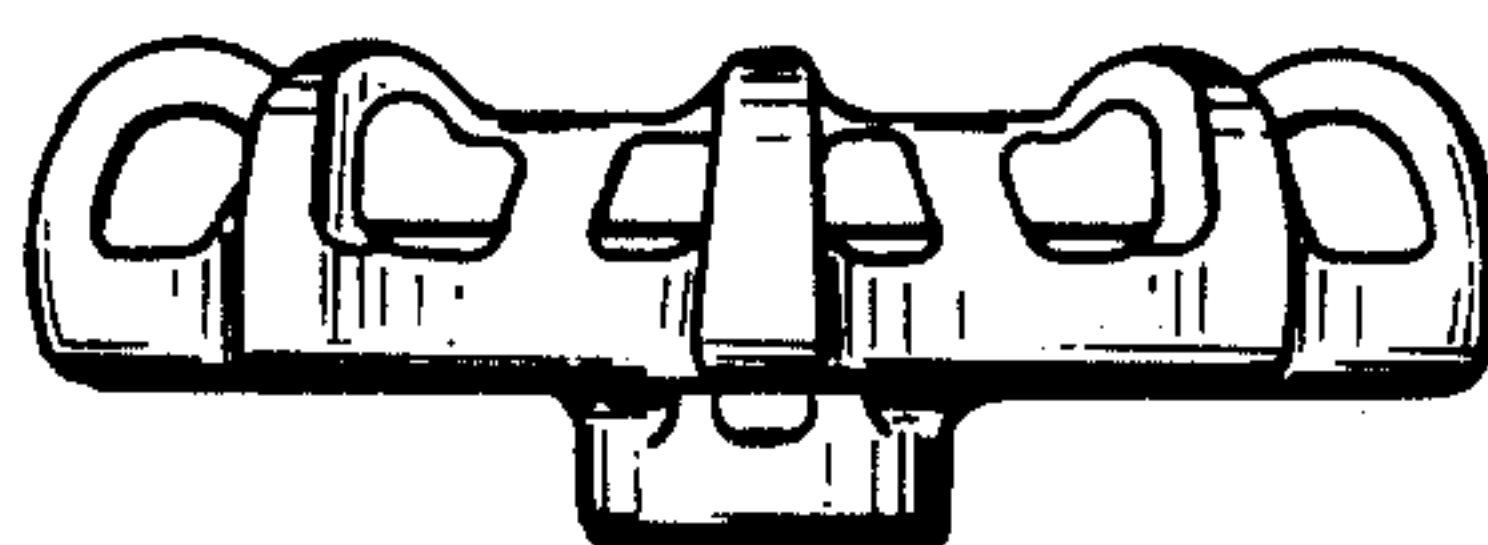


FIG. 2




FIG. 3




FIG. 4