

[54] KNIFE

[75] Inventor: William A. Dart, Mason, Mich.

[73] Assignee: Dart Container Corporation, Mason, Mich.

[\*\*] Term: 14 Years

[21] Appl. No.: 749,718

[22] Filed: Dec. 13, 1976

[51] Int. Cl. .... D7-03

[52] U.S. Cl. .... D7/138

[58] Field of Search ..... D7/137, 138, 140, 141, D7/142, 143, 147, 148, 149, 150, 151, 152, 132; D8/107

[56] References Cited

U.S. PATENT DOCUMENTS

D. 164,887	10/1951	Wagner	.....	D7/137
D. 174,747	5/1955	Harper	.....	D7/137
D. 216,496	1/1970	Wentzel	.....	D7/138
D. 236,070	7/1975	Dart et al.	.....	D7/138
D. 236,421	8/1975	Dart et al.	.....	D7/138

FOREIGN PATENT DOCUMENTS

334745 1/1959 Switzerland ..... D7/137

Primary Examiner—Winifred E. Herrmann  
Attorney, Agent, or Firm—Winston E. Miller

[57] CLAIM

The ornamental design for a knife, as shown and described.

DESCRIPTION

FIG. 1 is a left perspective view of a knife showing my new design.

FIG. 2 is a right perspective view thereof.

FIG. 3 is a left side elevational view thereof.

FIG. 4 is a right side elevational view thereof.

FIG. 5 is a rear end view thereof.

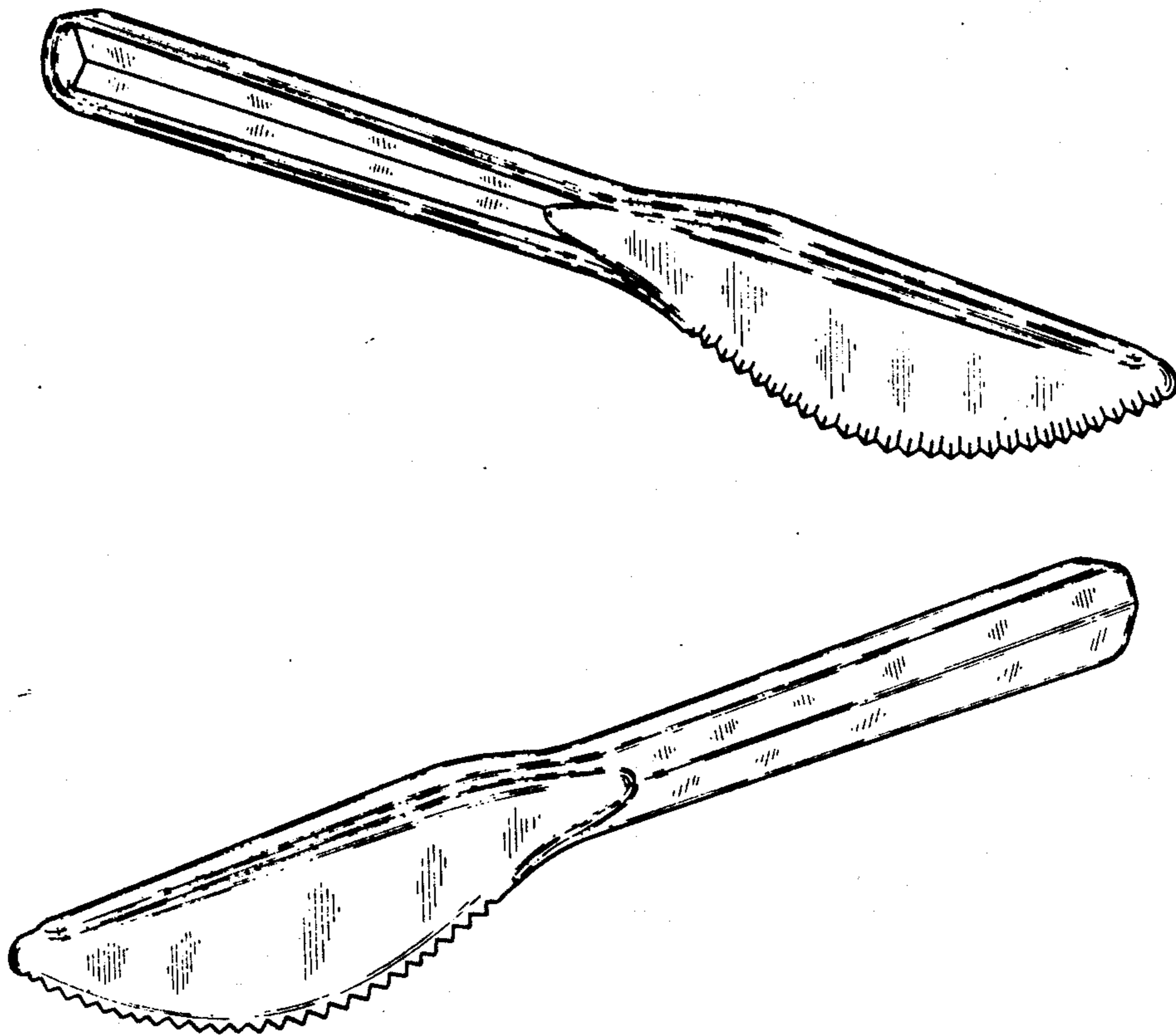
FIG. 6 is a cross-sectional view on an enlarged scale thereof taken on line 6—6 of FIG. 3.

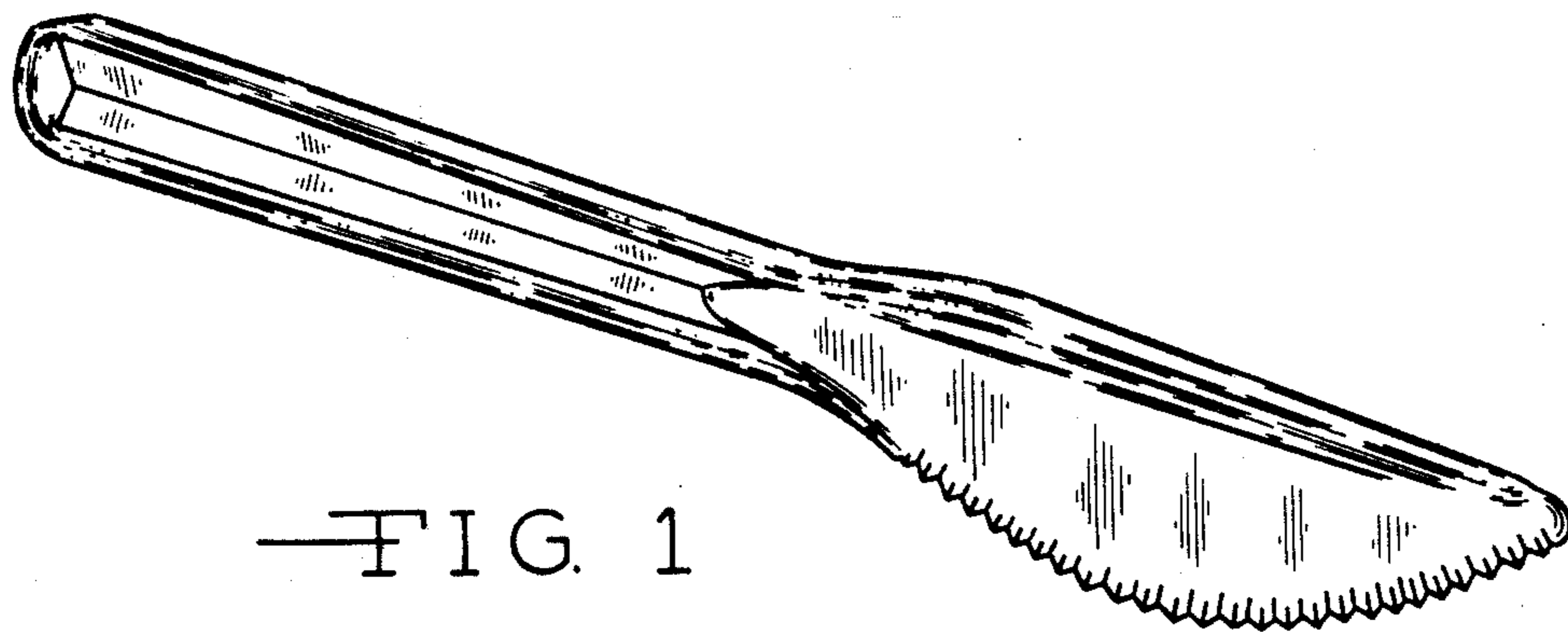
FIG. 7 is a cross-sectional view on an enlarged scale thereof taken on line 7—7 of FIG. 3.

FIG. 8 is a cross-sectional view thereof taken on line 8—8 of FIG. 3.

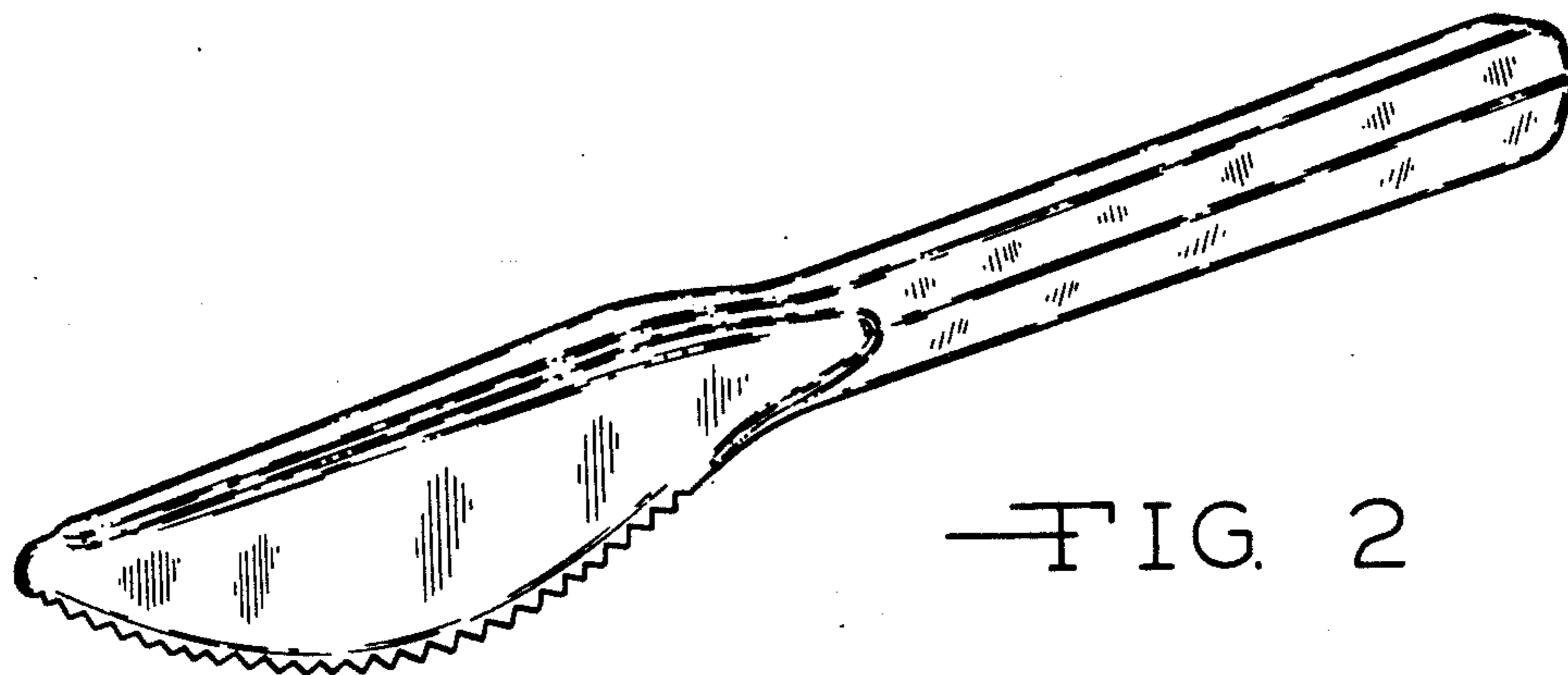
FIG. 9 is a top view thereof.

FIG. 10 is a bottom view thereof.

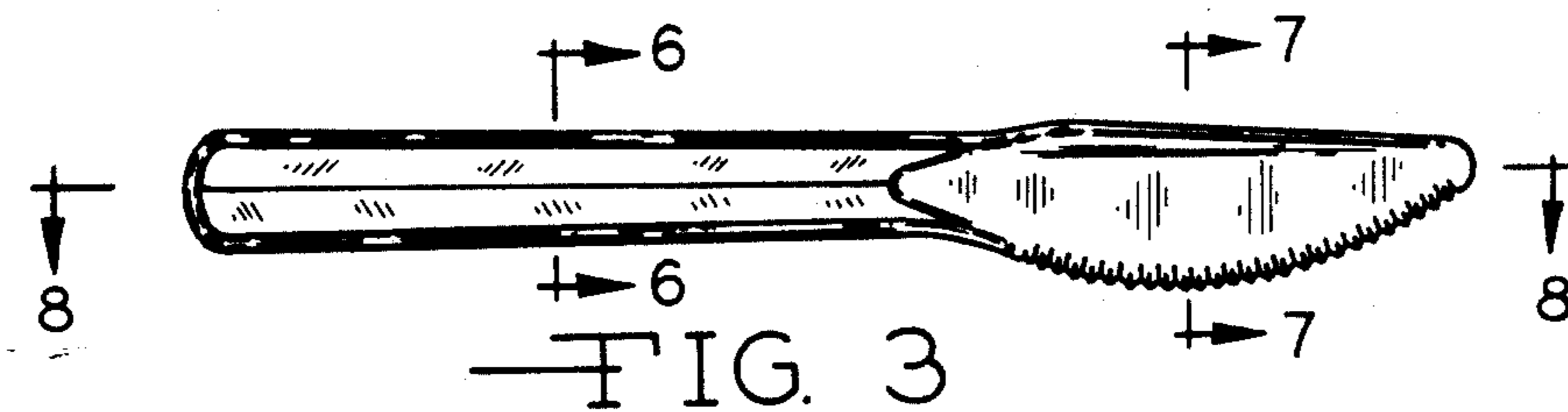





—FIG. 1



—FIG. 2




—FIG. 3



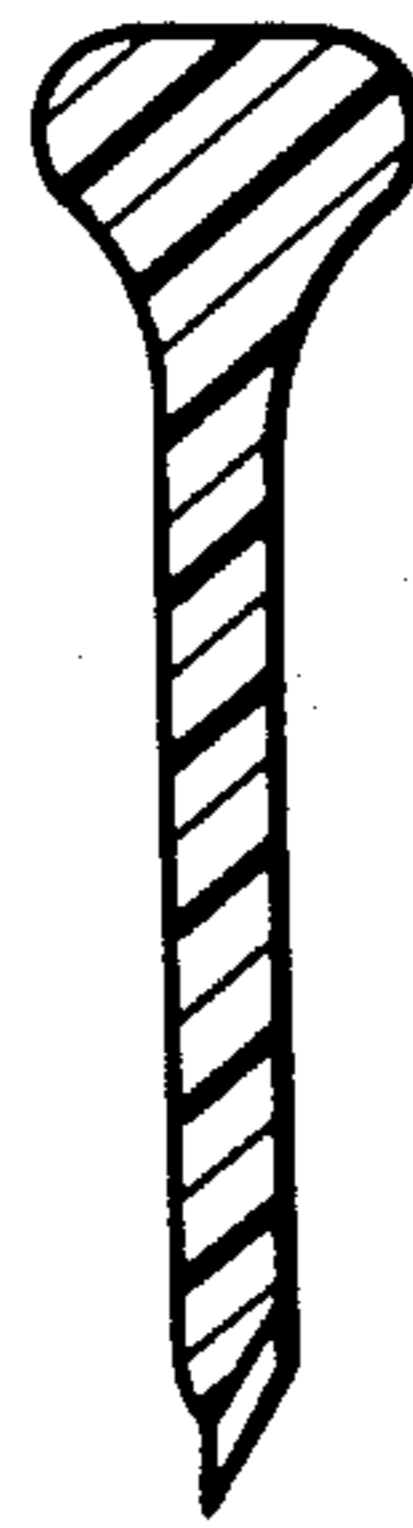
—FIG. 4



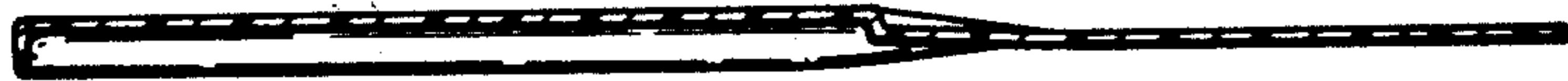
—FIG. 5



—FIG. 6




—FIG. 7



—FIG. 8



—FIG. 9



—FIG. 10