

[54] GOLF BALL MARKER BAND

3,938,805 2/1976 Sakuma ..... 224/5 C

[76] Inventor: Frank E. Furin, 30896 Lorain Rd., North Olmsted, Ohio 44070

Primary Examiner—Melvin B. Feifer  
Attorney, Agent, or Firm—J. H. Slough

[\*\*] Term: 14 Years

[57] CLAIM

[21] Appl. No.: 636,164

The ornamental design for a golf ball marker band, as shown.

[22] Filed: Nov. 28, 1975

DESCRIPTION

[51] Int. Cl. .... D21—02

FIG. 1 is a perspective view of the golf ball marker band showing my new design;

[52] U.S. Cl. .... D21/234

FIG. 2 is a plan view of the outer surface of the band of FIG. 1;

[58] Field of Search ..... D34/5 CB, 5 GT; 273/32 D; 224/5 C, 5 D; 128/DIG. 15

FIG. 3 is an edge view of the band of FIG. 1;

[56] References Cited


FIG. 4 is a plan view of the inner surface of the band of FIG. 1;

U.S. PATENT DOCUMENTS

FIG. 5 is an end view as seen from the left-hand end of FIG. 2; and

- 3,462,862 8/1969 Chase ..... 224/5 D
- 3,480,012 11/1969 Smithers et al. .... 128/DIG. 15
- 3,895,797 7/1975 Moore ..... 273/32 A

FIG. 6 is an end view as seen from the right-hand end of FIG. 2.



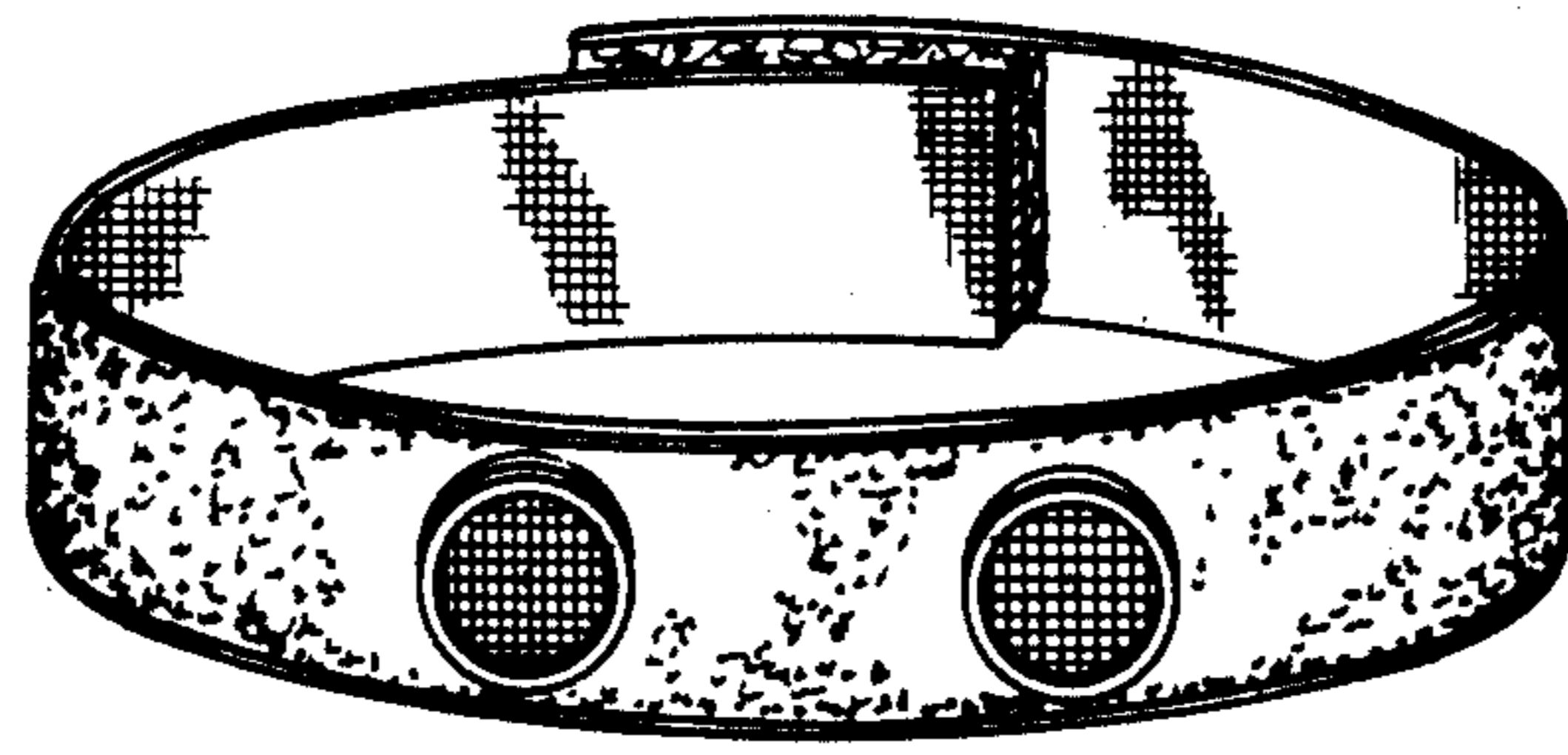


FIG. 1



FIG. 2



FIG. 3




FIG. 4



FIG. 5



FIG. 6