

[54] HANDLE FOR A FISHING DEVICE

[76] Inventor: Bernard J. Struntz, 1002 Woodbridge St., St. Paul, Minn. 55117

[**] Term: 3 Years

[21] Appl. No.: 790,562

[22] Filed: Apr. 25, 1977

[51] Int. Cl. D22-05

[52] U.S. Cl. D22/23

[58] Field of Search D22/6, 7, 13, 22, 23, D22/26; 43/18 R, 19, 21.2, 23, 20

[56] References Cited

U.S. PATENT DOCUMENTS

D. 194,979 4/1963 Elsyby D22/23

D. 246,181 10/1977 Sweeney D22/23
D. 247,972 5/1978 Ader D22/23

Primary Examiner—A. Hugo Word
Attorney, Agent, or Firm—Frederick A. Fleming

[57] CLAIM

The ornamental design for a handle for a fishing device, as shown and described.

DESCRIPTION

FIG. 1 is a side elevation view of a handle for a fishing device, showing my new design;
FIG. 2 is a top plan view thereof;
FIG. 3 is an end view, from the left side as shown in FIG. 1;
FIG. 4 is an end view, from the right side as shown in FIG. 1; and
FIG. 5 is a bottom view.
The hidden side is a mirror image of FIG. 1.

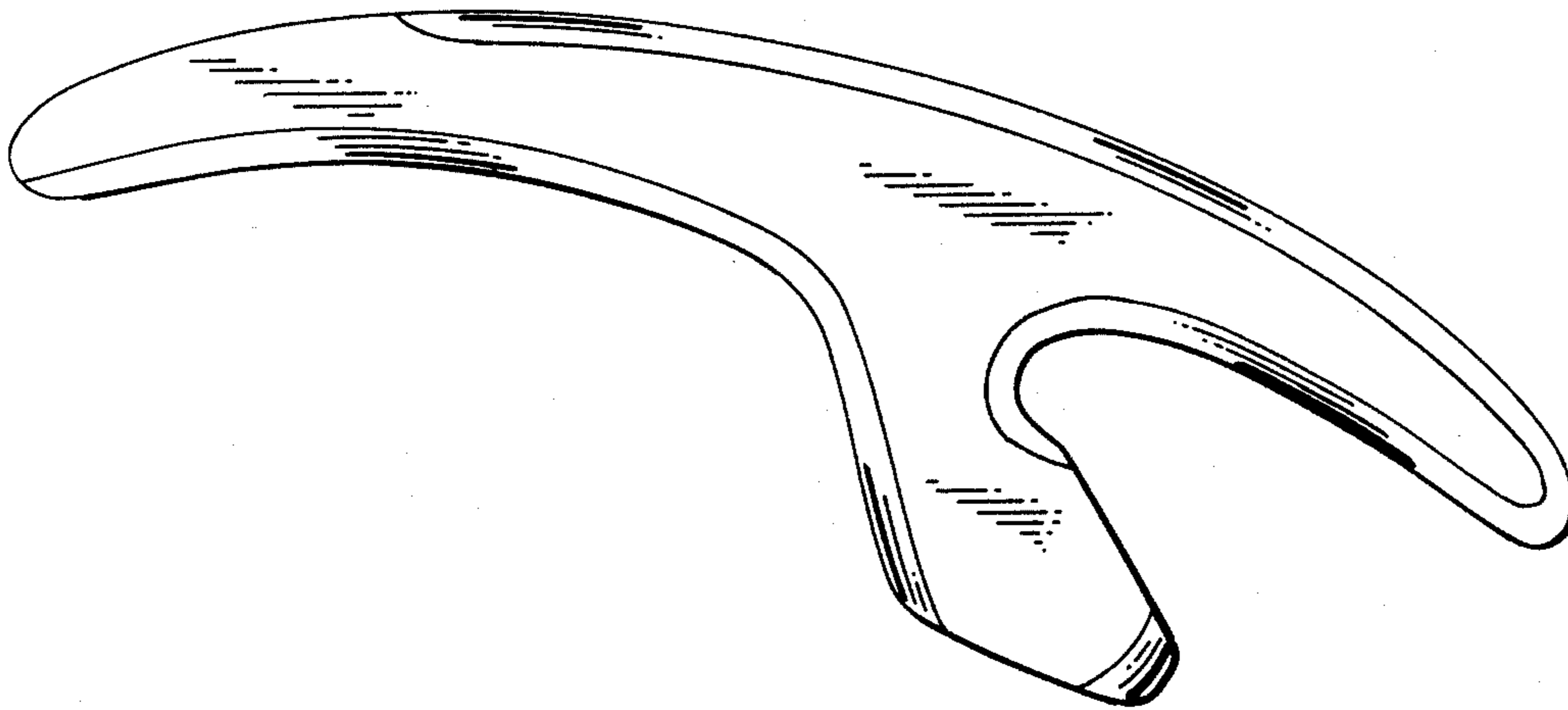


FIG. 2




FIG. 3




FIG. 4




FIG. 1

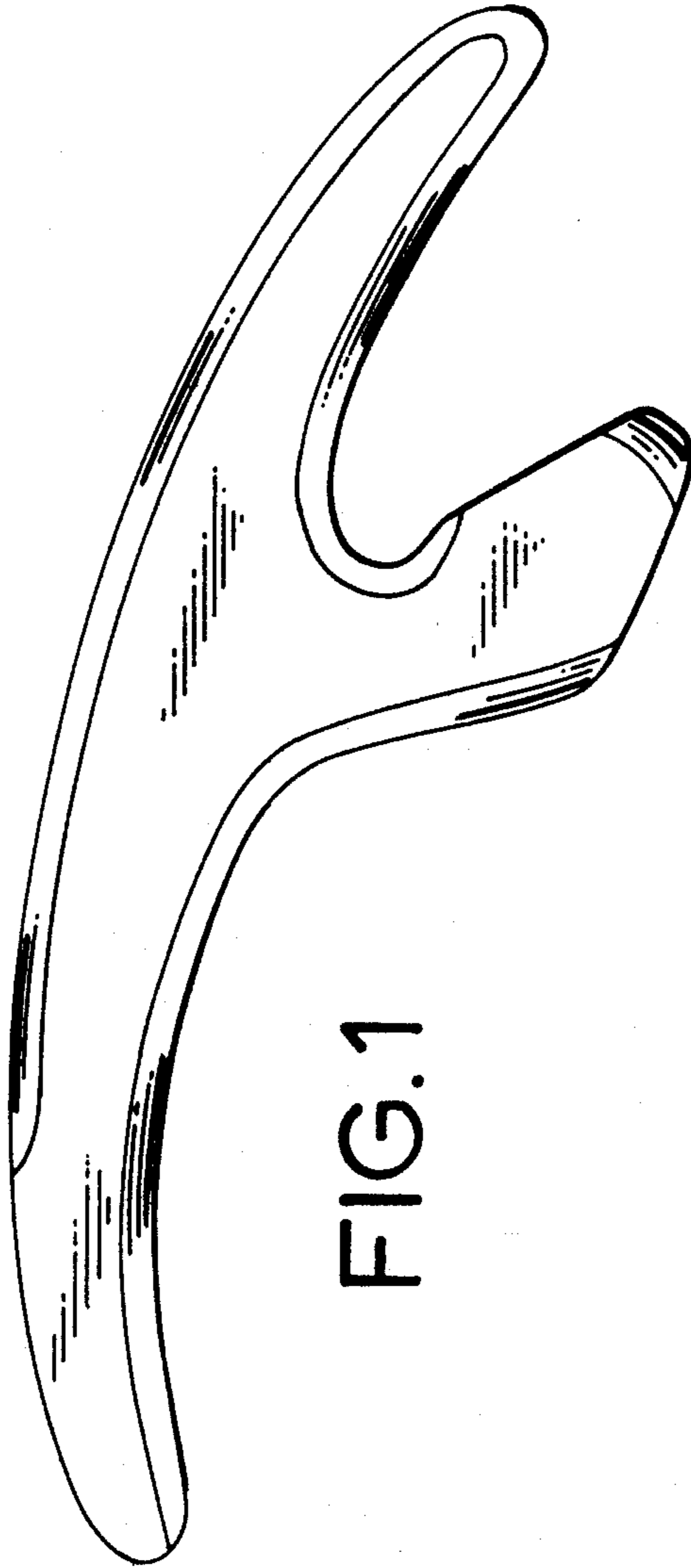


FIG. 5

