

[54] COMBINED PAPERWEIGHT AND PEN HOLDER

[76] Inventor: George O. Chaires, P.O. Box 5175, Tallahassee, Fla. 32301

[\*\*] Term: 14 Years

[21] Appl. No.: 788,380

[22] Filed: Apr. 18, 1977

[51] Int. Cl. .... D19-02

[52] U.S. Cl. .... D19/97; D19/77; D19/82

[58] Field of Search ..... D19/75, 65, 81, 84, D19/85, 93, 94, 97, 98, 56; D11/54, 104; D8/404

[56] References Cited

U.S. PATENT DOCUMENTS

- D. 35,121 9/1901 Dawson et al. .... D11/104
- D. 98,942 3/1936 Kanter ..... D19/84

- D. 135,753 6/1943 Graeter ..... D11/104
- D. 231,272 4/1974 Gardner et al. .... D19/56
- D. 241,316 9/1976 Hoskins ..... D8/404

Primary Examiner—Joel Stearman  
Assistant Examiner—George P. Word  
Attorney, Agent, or Firm—A. Yates Dowell, Jr.

[57] CLAIM

The ornamental design for a combined paperweight and pen holder, as shown and described.

DESCRIPTION

FIG. 1 is a top plan view of a combined paperweight and pen holder showing my new design with the rear drawer partially open.



FIG. 2 is a right side elevational view thereof with the drawer closed.

FIG. 3 is a left side elevational view thereof.

FIG. 4 is a bottom plan view.

FIG. 5 is a front elevational view.

FIG. 6 is a rear elevational view.



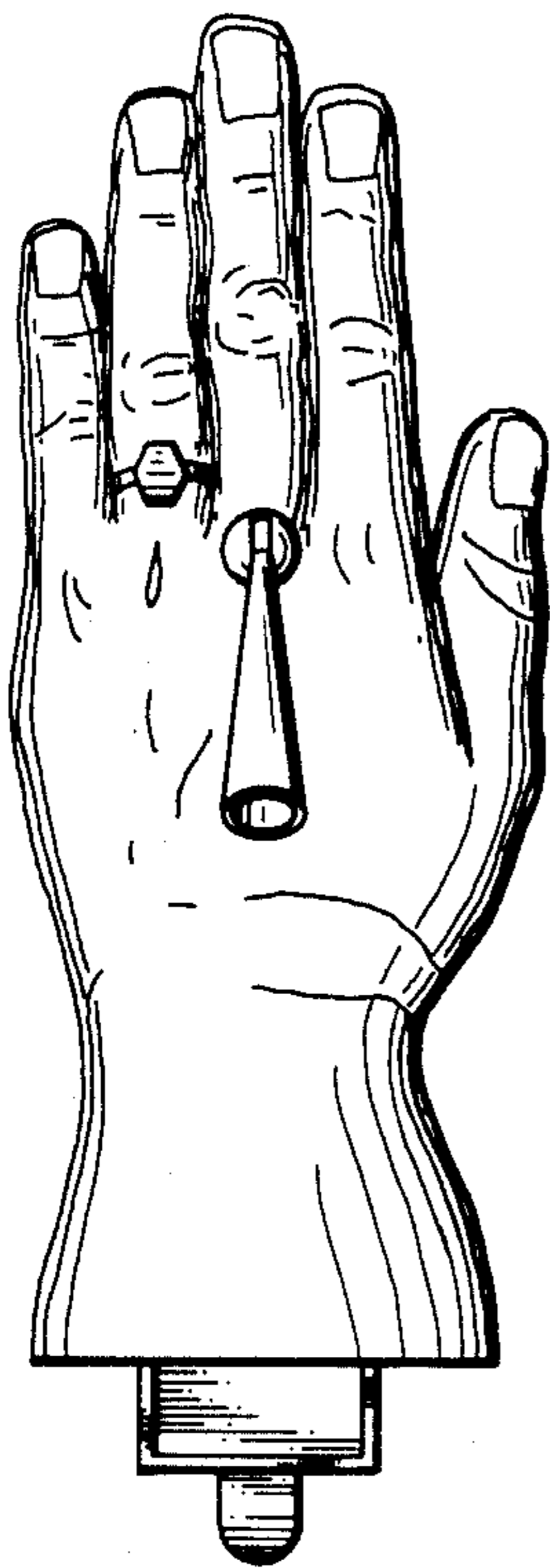


FIG. 1




FIG. 2




FIG. 3

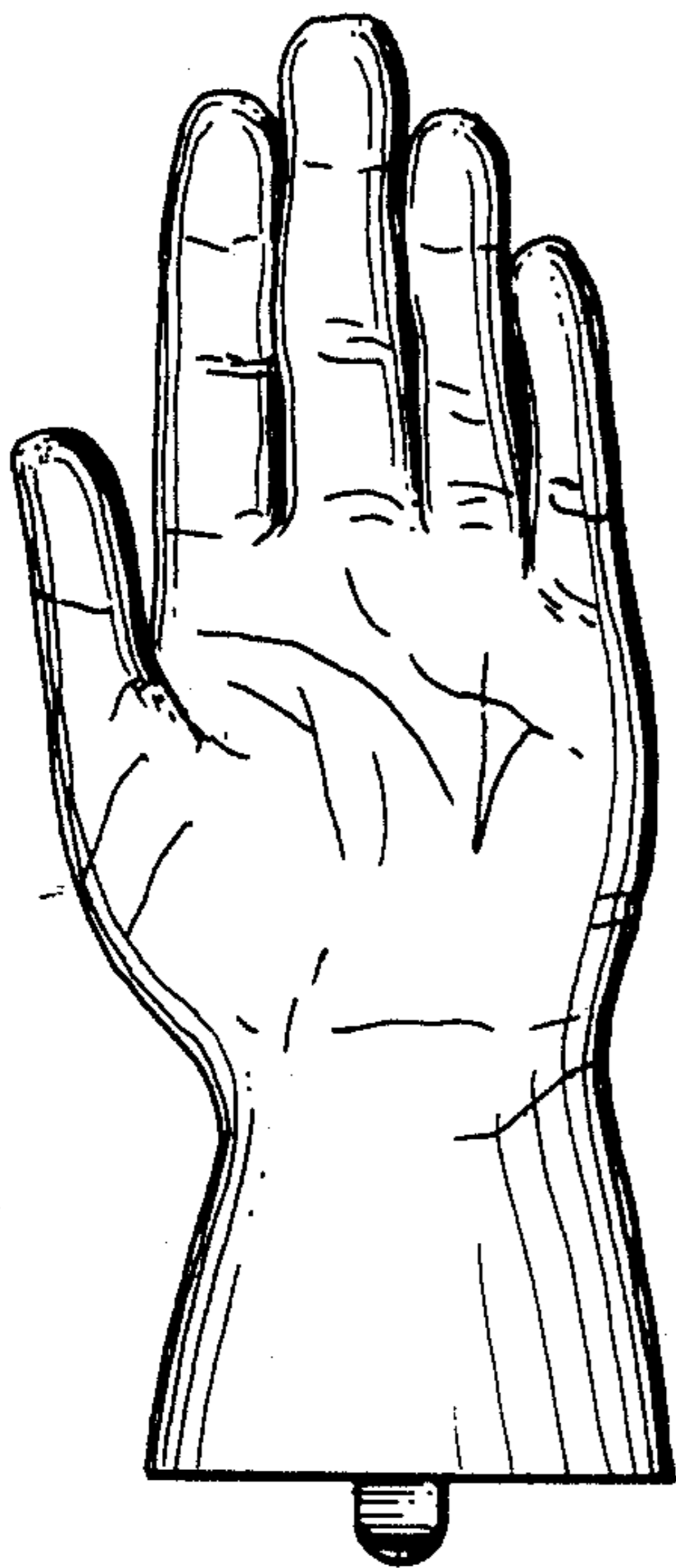


FIG. 4




FIG. 5




FIG. 6