

[54] SCREW JIG POLE

[76] Inventor: Noble H. Abney, 580 Weddell Dr., No. 1, Sunnyvale, Calif. 94086

[\*\*] Term: 14 Years

[21] Appl. No.: 783,952

[22] Filed: Apr. 1, 1977

[51] Int. Cl. .... D8-05

[52] U.S. Cl. .... D8/87; D8/14

[58] Field of Search ..... 7/170; D8/82, 87, 14, D8/84; 145/50 DB, 50 R; 81/86

[56] References Cited

U.S. PATENT DOCUMENTS

D. 240,397	7/1976	Robinson .....	D8/14
2,231,323	2/1941	Cawood .....	145/50 DB
2,642,105	6/1953	Alliano .....	145/50 DB
3,384,408	5/1968	Furzey .....	D8/14 X
4,006,653	2/1977	Kuntzsch .....	81/64

Primary Examiner—Bernard Ansher  
Attorney, Agent, or Firm—Claude A. S. Hamrick

[57] CLAIM

The ornamental design for a screw jig pole, substantially as shown and described.

DESCRIPTION

FIG. 1 is a reduced side elevation view of a screw jig pole showing my new design;

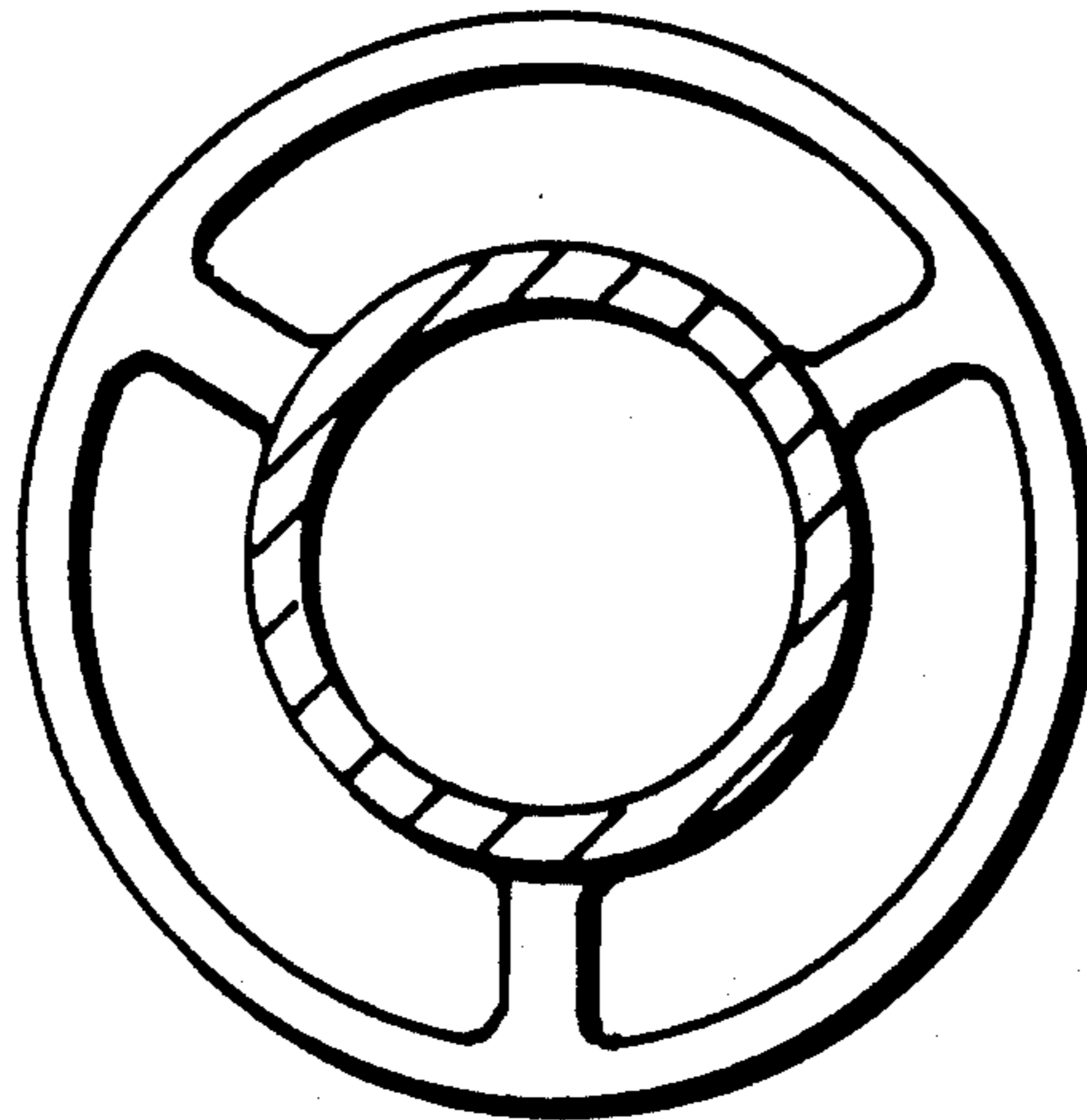

FIG. 2 is a cross-section view taken through the line 2—2 of FIG. 1 of the new design;

FIG. 3 is a rear end elevation view looking in the direction of line 3—3 of FIG. 1 of the new design;

FIG. 4 is a partial side elevation view of the portion indicated by the line 4—4 of the new design shown in FIG. 1;

FIG. 5 is a partial side elevation view taken in an alternate position to the view of the portion shown in FIG. 4; and

FIG. 6 is a front end elevation view of the new design.



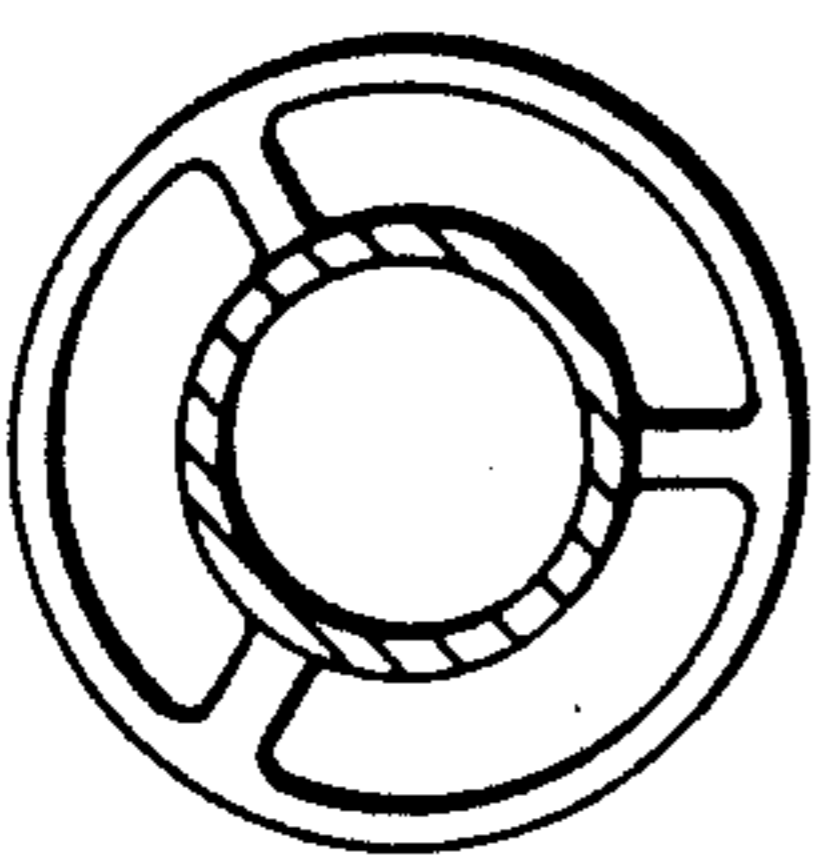
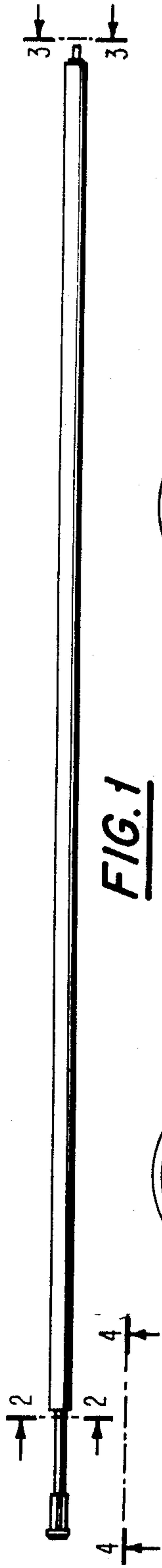


FIG. 2

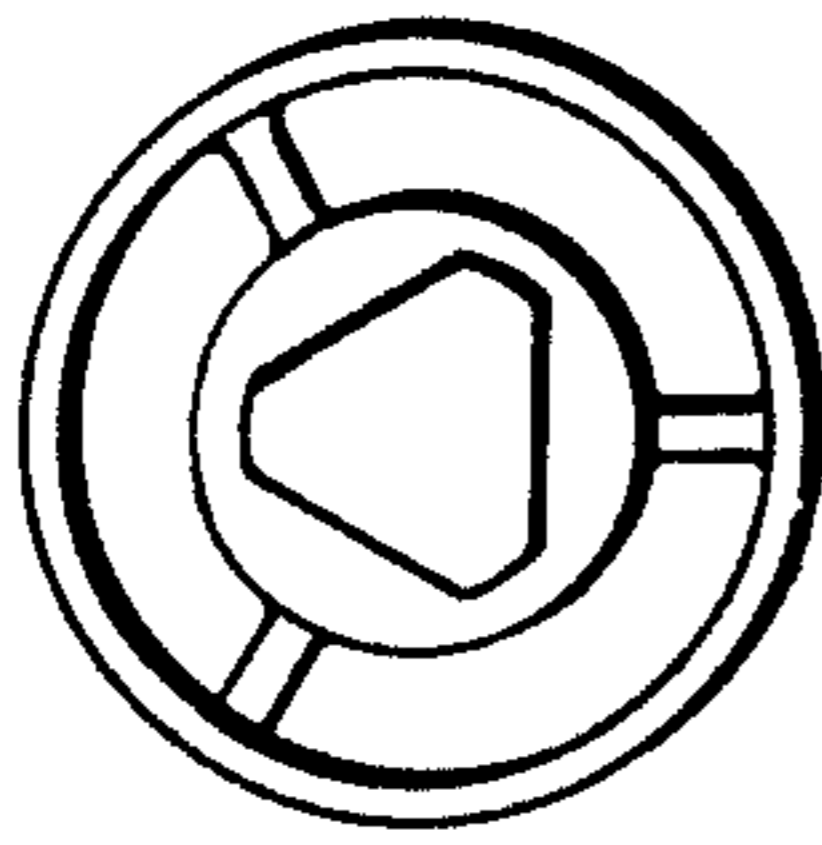


FIG. 3




FIG. 4




FIG. 5



FIG. 6