

[54] CAMERA KNOB OR SIMILAR ARTICLE

[75] Inventor: Tetsuro Ooya, Osaka, Japan

[73] Assignee: Minolta Camera Kabushiki Kaisha, Osaka, Japan

[\*\*] Term: 14 Years

[21] Appl. No.: 787,644

[22] Filed: Apr. 14, 1977

[51] Int. Cl. .... D16-01; D8-06

[52] U.S. Cl. .... D16/10; D8/312

[58] Field of Search ..... D16/10, 3, 4; D8/312, D8/DIG. 2; 16/121, DIG. 30; 200/153 R, 153 L, 336, 17 R; 354/202, 288

[56] References Cited

U.S. PATENT DOCUMENTS

D. 141,955	8/1945	De Vry .....	D16/03
D. 173,885	1/1955	Slate .....	D8/312
D. 186,422	10/1959	Kohler .....	D8/DIG. 2 X

D. 191,236	8/1961	Bonisch .....	D16/03
2,647,962	8/1953	Batcheller .....	200/153 L X

OTHER PUBLICATIONS

Photographic Trade News—Master Buying Guide & Directory, 1976, vol. 39, p. F7, Minolta XL-400.

Primary Examiner—Wallace R. Burke  
Assistant Examiner—Catherine Kemper  
Attorney, Agent, or Firm—Meyer A. Gross

[57] CLAIM

The ornamental design for a camera knob or similar article.

DESCRIPTION

FIG. 1 is a top plan view of a camera knob or similar article showing my new design;  
FIG. 2 is a top perspective view thereof;  
FIG. 3 is a side elevational view thereof;  
FIG. 4 is a bottom perspective view thereof; and  
FIG. 5 is a bottom plan view thereof.


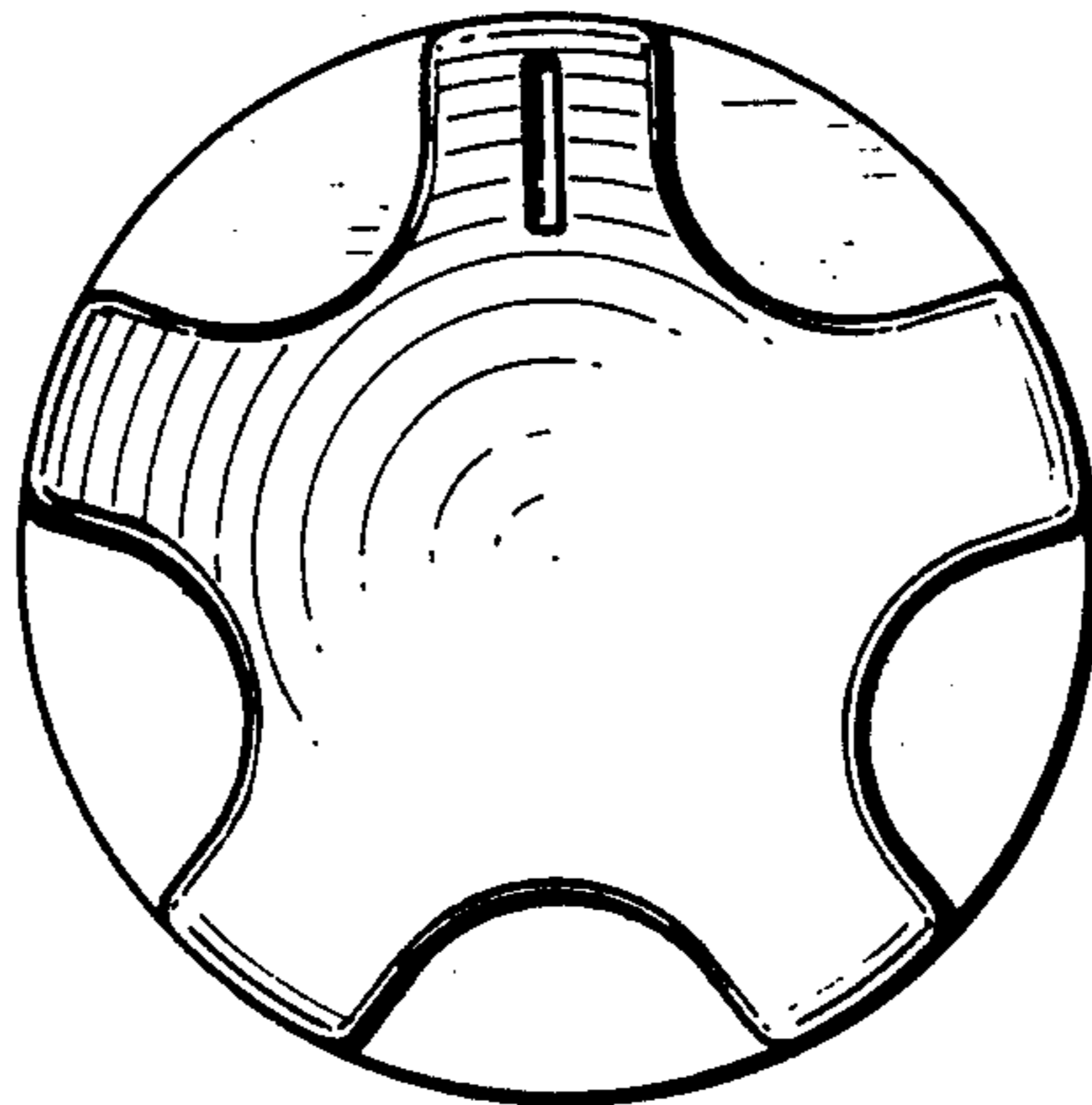


Fig. 1.

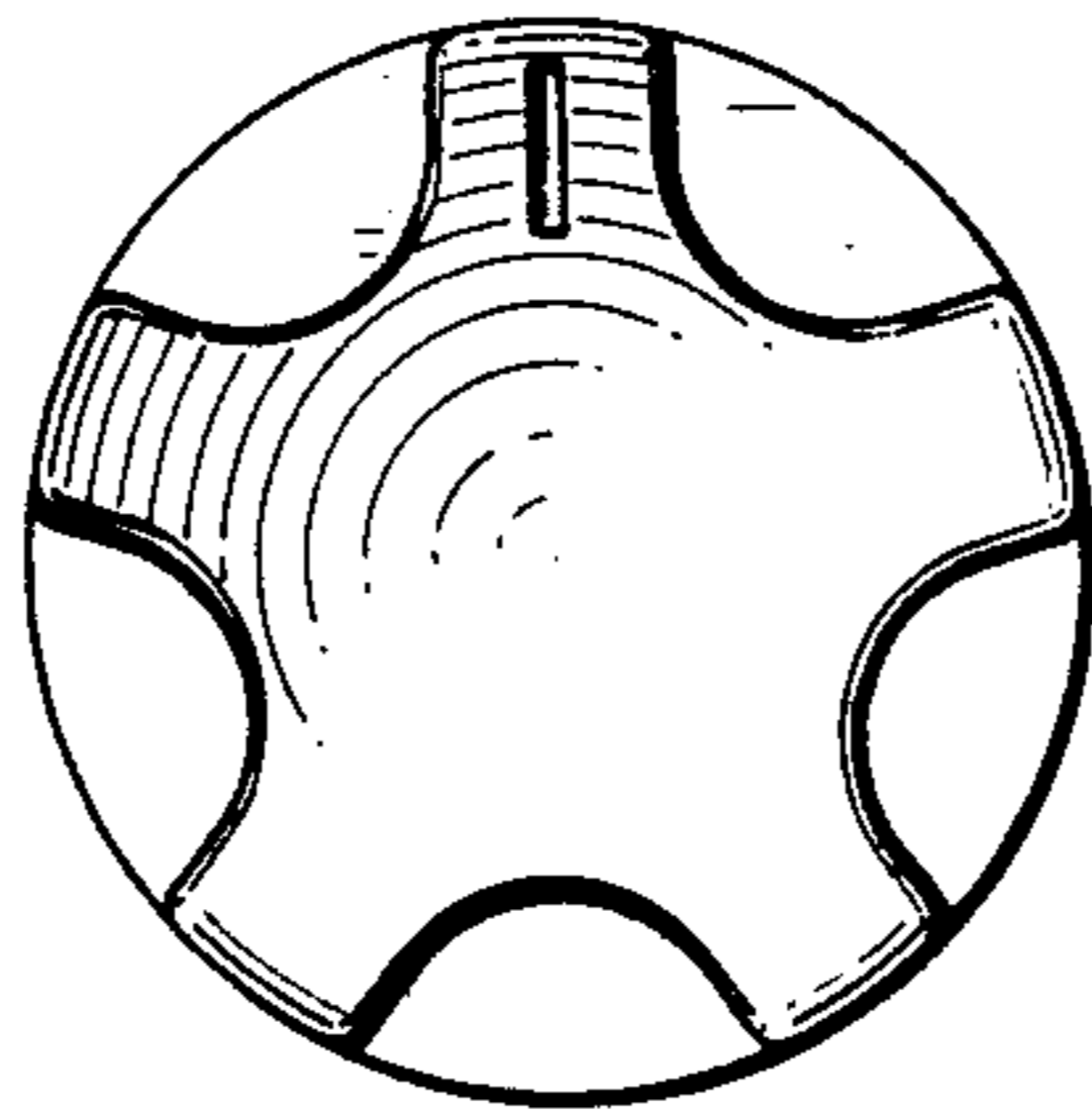


Fig. 2.

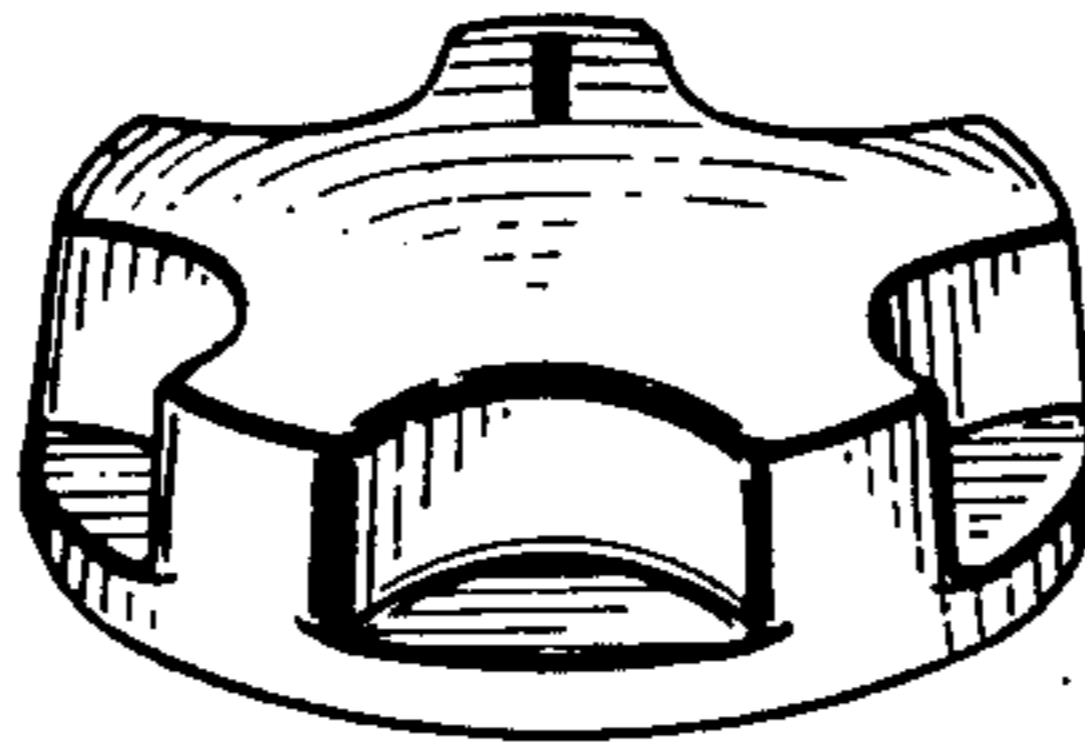


Fig. 3.



Fig. 4.




Fig. 5.

