

[54] SCALE

[75] Inventor: Peter Ackeret, Küsnacht, Switzerland

[73] Assignee: Ackeret Design Studios, Ebmatingen, Switzerland

[**] Term: 14 Years

[21] Appl. No.: 813,689

[22] Filed: Jul. 7, 1977

[30] Foreign Application Priority Data

Mar. 19, 1977 [DE] Fed. Rep. of Germany URA 260/77

[51] Int. Cl. D10-04

[52] U.S. Cl. D10/92

[58] Field of Search D10/87, 88, 91, 92, D10/93, 94; 177/DIG. 3, 150, 177, 180, 210, 256, 238-239

[56] References Cited

U.S. PATENT DOCUMENTS

D. 167,762 9/1952 Little D10/92 X

D. 208,579 9/1967 Rairigh D10/92 X

3,154,159 10/1964 Gardner 177/239 X

3,838,744 10/1974 Tanji 177/210 R X

4,082,153 4/1978 Provi 177/DIG. 3 X

FOREIGN PATENT DOCUMENTS

539126 4/1957 Canada 177/239

Primary Examiner—Nelson C. Holtje
Attorney, Agent, or Firm—H. Dale Palmatier

[57] CLAIM

The ornamental design for a scale, as shown.

DESCRIPTION

FIG. 1 is a right front isometric view of a scale showing my new design;

FIG. 2 is a top plan view thereof as taken from arrow II of FIG. 1;

FIG. 3 is a right side elevational view thereof as taken from arrow III of FIG. 2;

FIG. 4 is a left side elevational view thereof as taken from arrow IV of FIG. 2;

FIG. 5 is a bottom plan view thereof as taken from arrow V of FIG. 4;

FIG. 6 is a rear elevational view thereof as taken from arrow VI of FIG. 2;

FIG. 7 is a front elevational view thereof as taken from arrow VII of FIG. 2.




Fig. 1






Fig. 7



Fig. 2

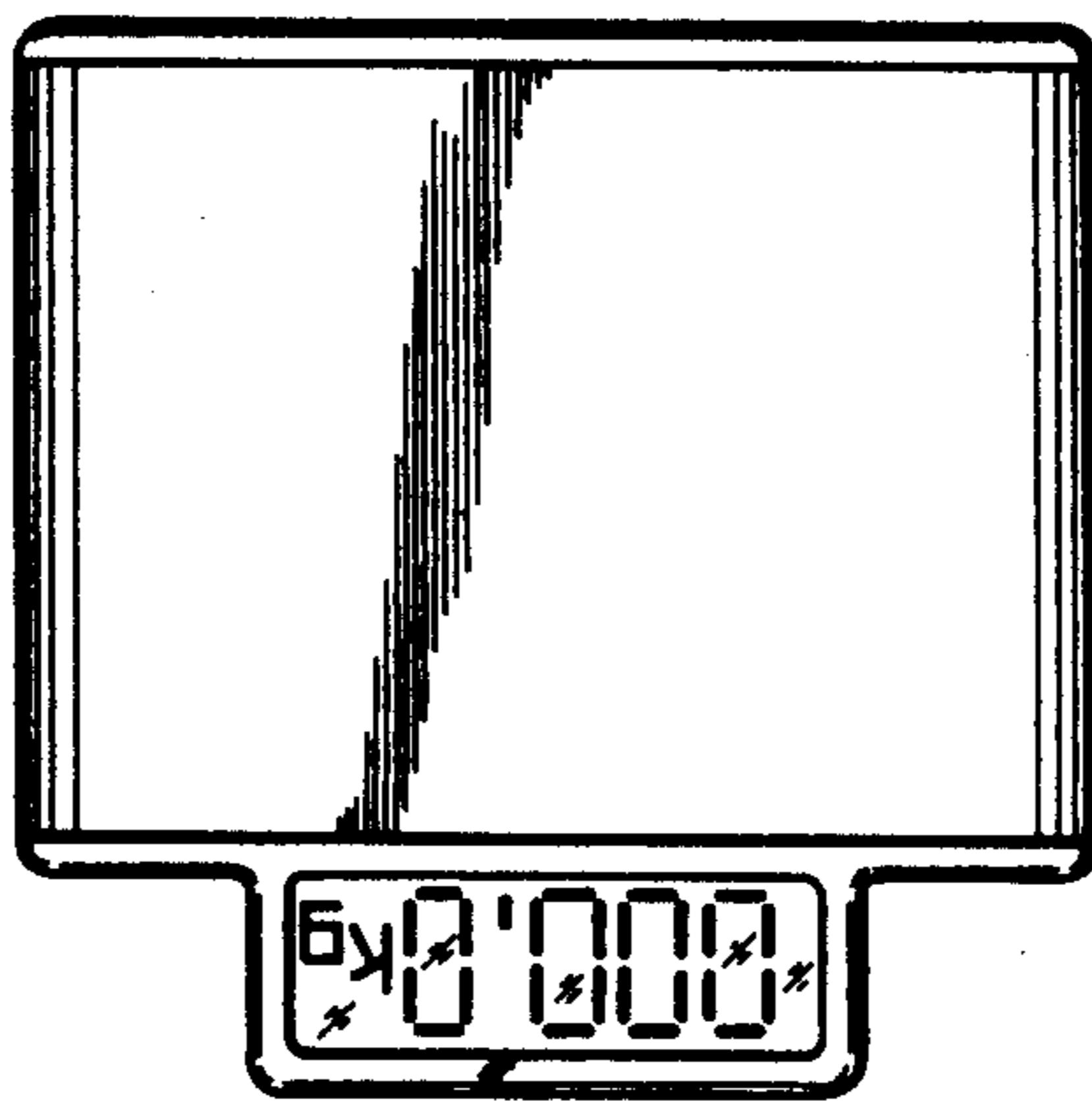


Fig. 3




Fig. 4

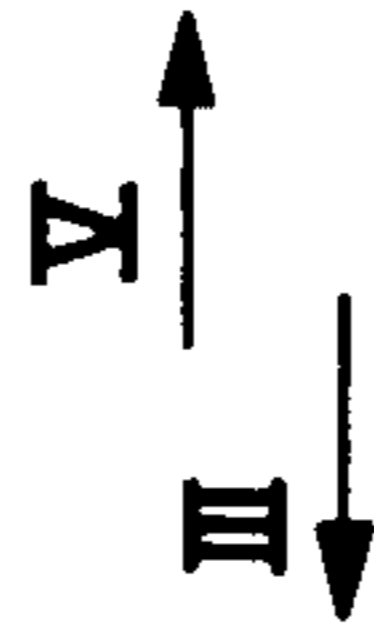
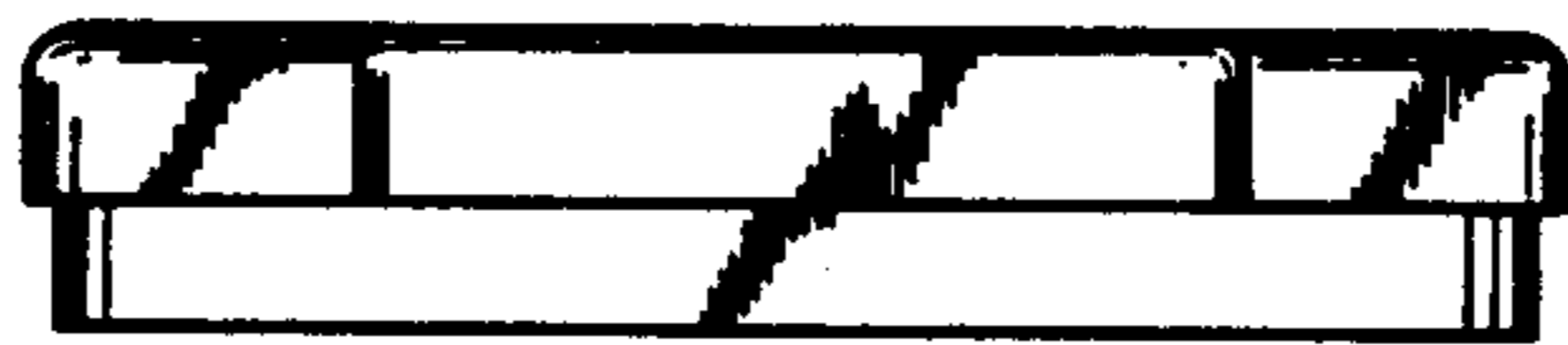


Fig. 5

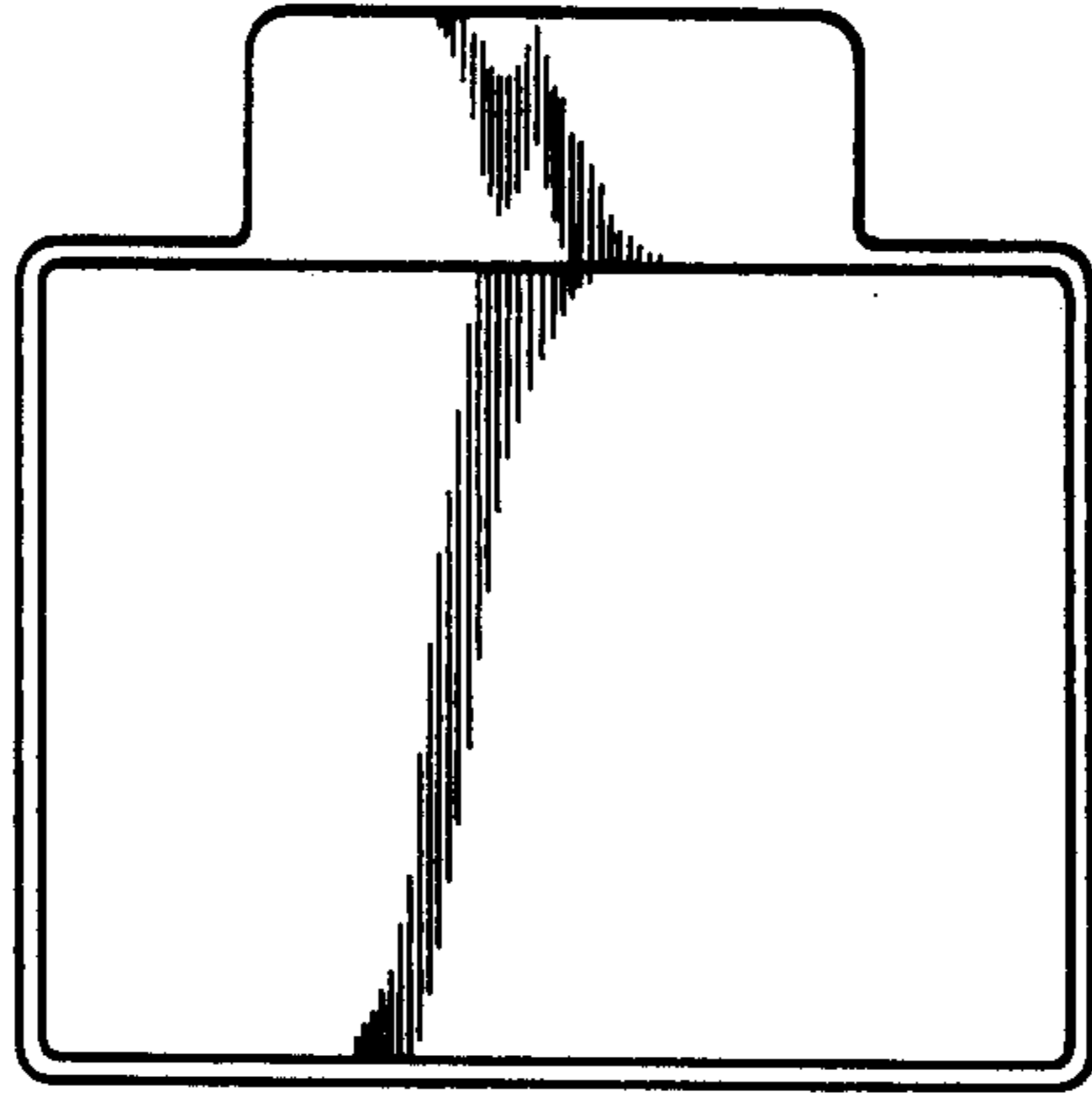


Fig. 6