

[54] ELECTRIC CLOCK OR SIMILAR ARTICLE

[75] Inventor: William J. Cook, Trumbull, Conn.

[73] Assignee: Timex Corporation, Middleburg, Conn.

[**] Term: 14 Years

[21] Appl. No.: 790,243

[22] Filed: Apr. 25, 1977

[51] Int. Cl. D10-01

[52] U.S. Cl. D10/21

[58] Field of Search D10/1, 2, 21, 22-27,
D10/122-128; 58/53-56, 88 R, 88 G, 126 R,
126 A, 127 R

[56]

References Cited

U.S. PATENT DOCUMENTS

| | | | | |
|------------|---------|------------|-------|--------|
| D. 37,157 | 10/1904 | Rhynedance | | D10/1 |
| D. 96,431 | 7/1935 | Van Bloem | | D10/21 |
| D. 211,895 | 8/1968 | D'Ercoli | | D10/21 |
| D. 216,727 | 3/1970 | Johnson | | D10/21 |
| D. 249,334 | 9/1978 | Watt | | D10/21 |

Primary Examiner—Nelson C. Holtje
Attorney, Agent, or Firm—Leonard J. Platt

[57]

CLAIM

The ornamental design for an electric clock or similar article, as shown and described.

DESCRIPTION

FIG. 1 is a front elevational view of an electric clock or similar article showing my new design; FIG. 2 is a top plan view thereof; and FIG. 3 is a rear elevational view thereof.




Fig. 1.




Fig. 2.

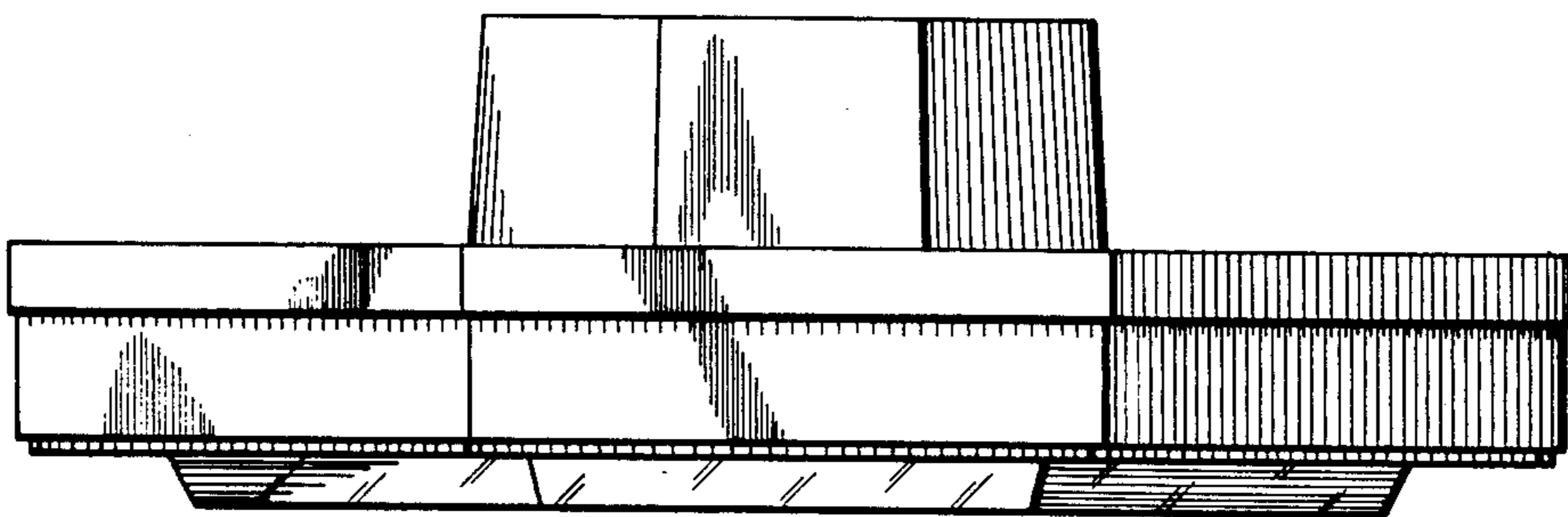


Fig. 3.

