

[54] NECROPSY BOARD FOR LARGE ANIMALS

D. 242,654 12/1976 Rawls D24/31
2,965,219 12/1960 Rhodin 206/488

[75] Inventor: Hedwig Baxter, West Chazy, N.Y.

Primary Examiner—Bernard Ansher
Attorney, Agent, or Firm—John W. Routh

[73] Assignee: American Home Products Corp.
(Del.), New York, N.Y.

[**] Term: 14 Years

[57] CLAIM

[21] Appl. No.: 940,056

The ornamental design for a necropsy board for large animals, as shown.

[22] Filed: Sep. 6, 1978

DESCRIPTION

Related U.S. Application Data

[62] Division of Ser. No. 788,169, Apr. 18, 1977.

FIG. 1 is a perspective view of a necropsy board for large animals embodying my new design;
FIG. 2 is a top plan view of the board;
FIG. 3 is an end view;
FIG. 4 is a side view;
FIG. 5 is an elevation taken from the left of FIG. 3;
FIG. 6 is a cross-sectional view taken generally along lines 6—6 of FIG. 2;
FIG. 7 is a cross-sectional view taken generally along lines 7—7 of FIG. 2;
FIG. 8 is a cross-sectional view taken generally along lines 8—8 of FIG. 2;
FIG. 9 is a cross-sectional view taken generally along lines 9—9 of FIG. 2; and
FIG. 10 is a cross-sectional view taken generally along lines 10—10 of FIG. 2;
FIG. 11 is a bottom view of FIG. 2.

[51] Int. Cl. D24—02

[52] U.S. Cl. D24/31; D24/56;
D9/187

[58] Field of Search 27/21; 206/488; D9/184,
D9/185, 187; D24/31, 56; D19/35; D7/38

[56] References Cited

U.S. PATENT DOCUMENTS

D. 122,589	9/1940	Bastress	D7/38
D. 165,128	11/1951	Blacher	D19/35
D. 165,856	2/1952	Mytinger	D9/185
D. 202,700	11/1965	Cooke et al.	D24/31
D. 242,177	11/1976	Hall	D24/56

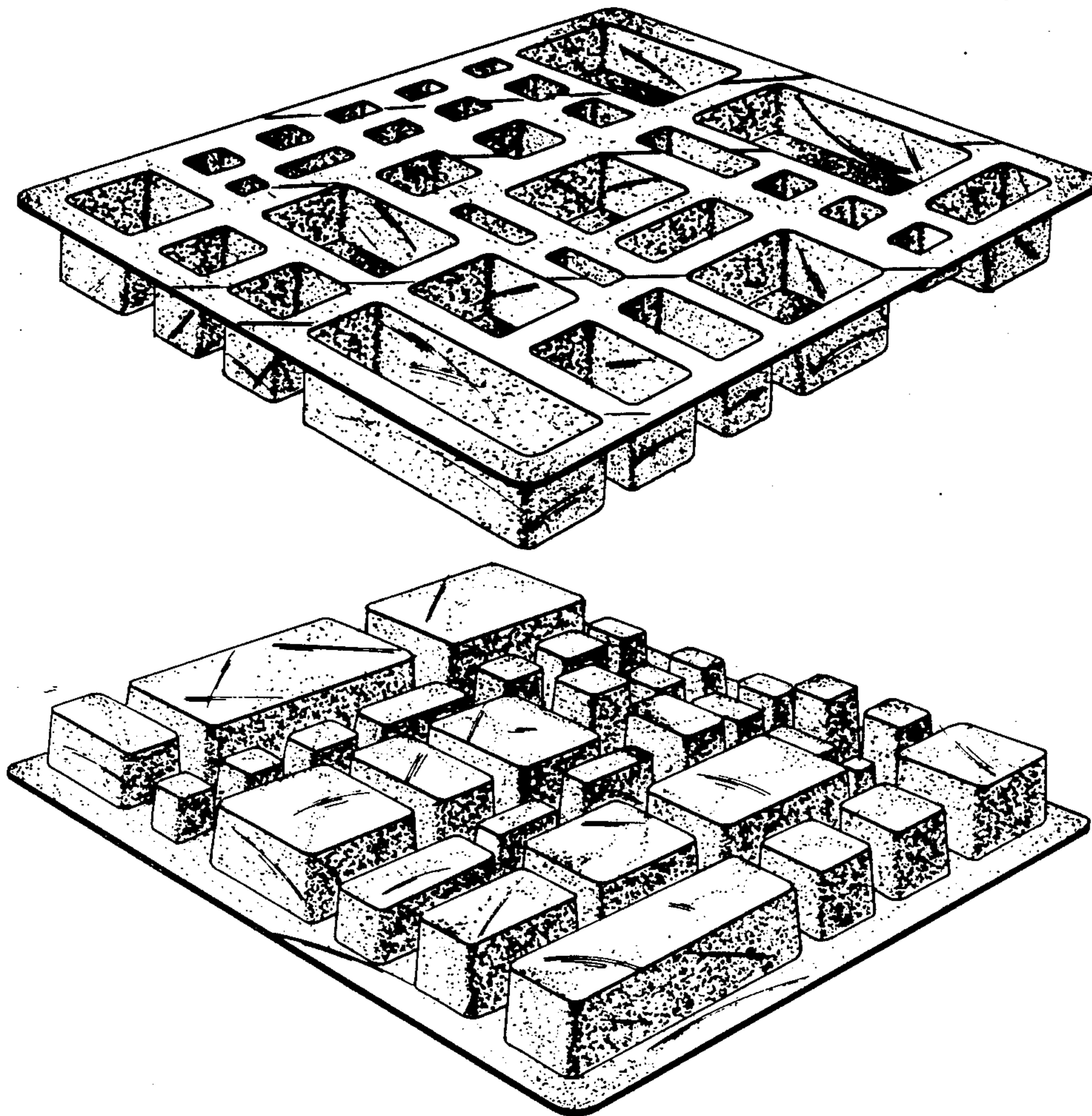


FIG. 1




FIG. 2

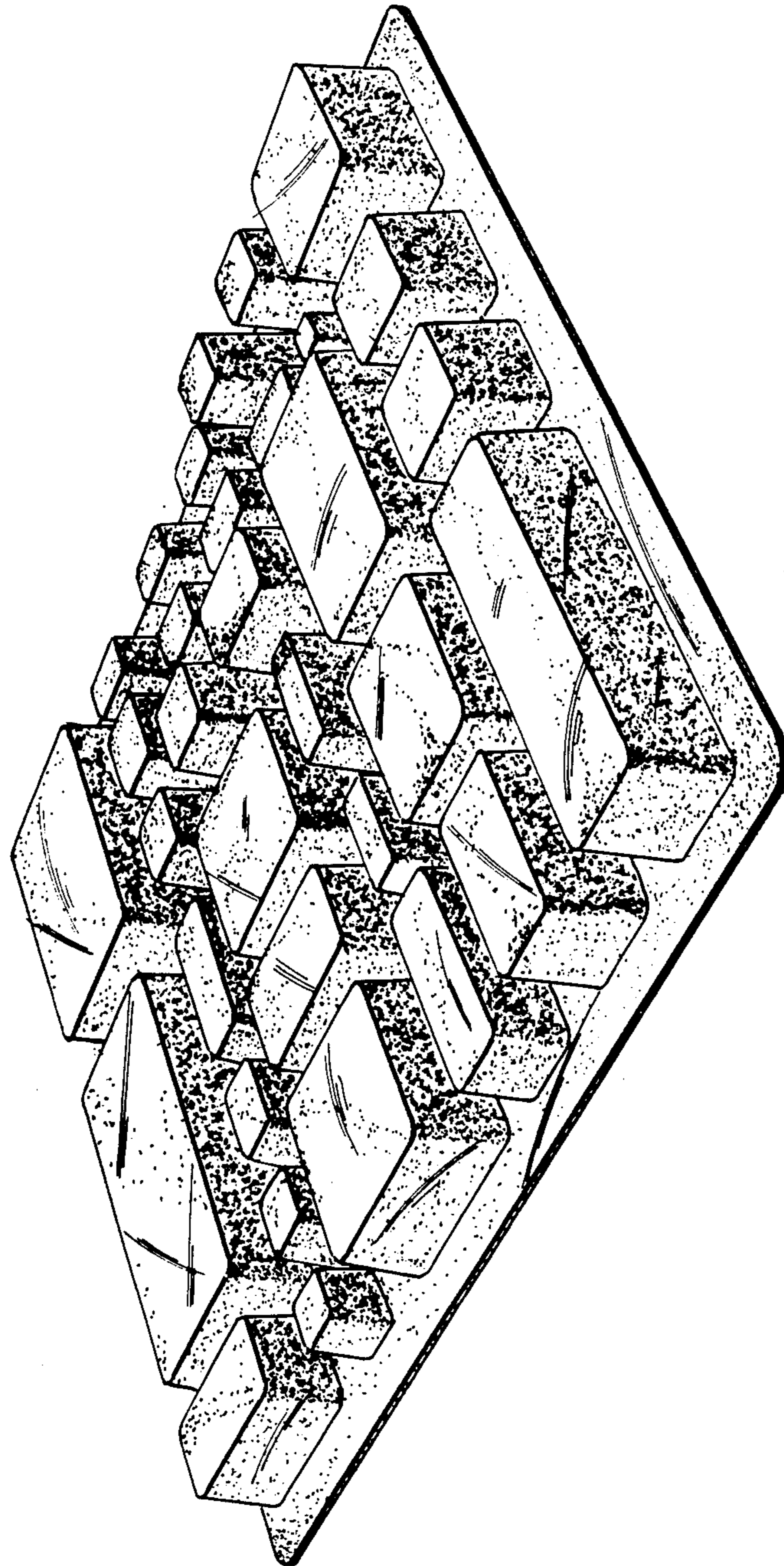


FIG. 4

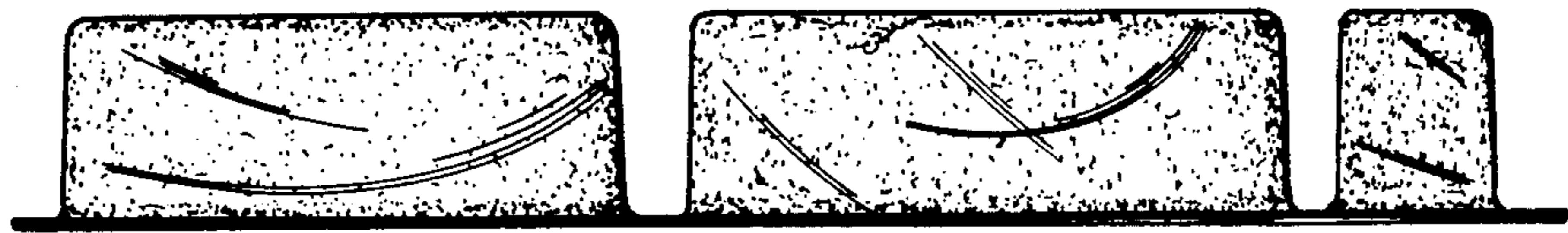


FIG. 5

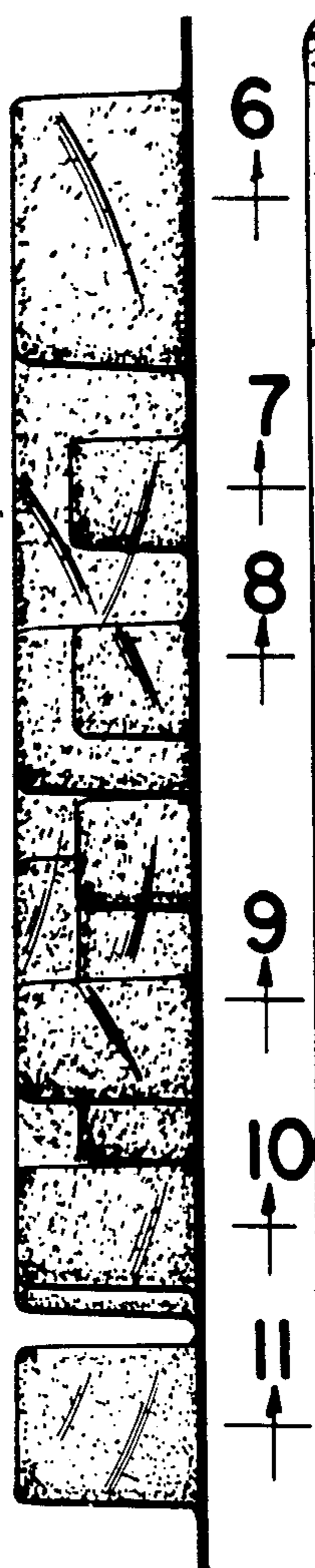


FIG. 3




FIG. 6

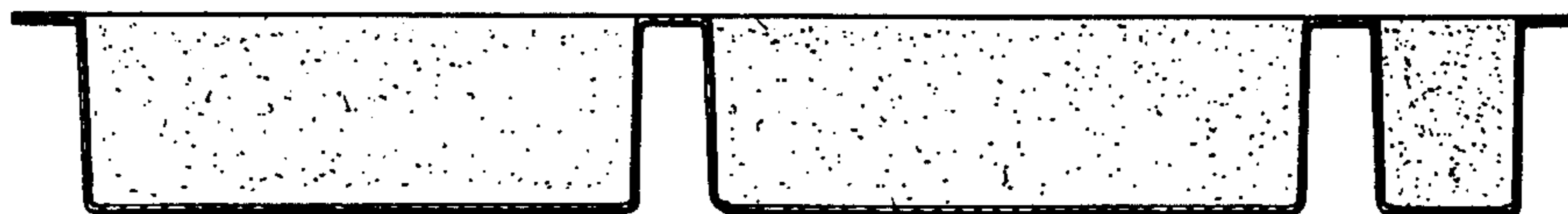


FIG. 7



FIG. 8




FIG. 9





FIG. 10



FIG. 11



UNITED STATES PATENT AND TRADEMARK OFFICE
CERTIFICATE OF CORRECTION

PATENT NO. : DES 252,106
DATED : June 12, 1979
INVENTOR(S) : Hedwig Baxter

It is certified that error appears in the above-identified patent and that said Letters Patent are hereby corrected as shown below:

Column 2, third line after "DESCRIPTION", "top plan view of the board" should read -- perspective view of the board taken from below --;

Column 2, fourth line after "DESCRIPTION", "end view" should read -- top plan view --;

Column 2, fifth line after "DESCRIPTION", "side view" should read -- side elevational view --;

Column 2, eight, tenth, twelfth, fourteenth and sixteenth line after "DESCRIPTION", "FIG. 2" should read -- FIG. 3 --;

Column 2, last line, "bottom view of FIG. 2" should read -- cross-sectional view taken generally along lines 11-11 of FIG. 3 --.

Signed and Sealed this

Twenty-fourth Day of November 1981

[SEAL]

Attest:

GERALD J. MOSSINGHOFF

Attesting Officer

Commissioner of Patents and Trademarks