

[54] NECROPSY BOARD FOR LARGE ANIMALS

[75] Inventor: Hedwig Baxter, West Chazy, N.Y.

[73] Assignee: American Home Products Corp. (Del.), New York, N.Y.

[\*\*] Term: 14 Years

[21] Appl. No.: 788,169

[22] Filed: Apr. 18, 1977

[51] Int. Cl. .... D24-02

[52] U.S. Cl. .... D24/31; D24/56; D9/187

[58] Field of Search ..... 27/21; 206/488; D9/184, D9/185, 187; D24/31, 56; D19/35; D7/38

[56] References Cited

U.S. PATENT DOCUMENTS

D. 122,589	9/1940	Bastress	.....	D7/38
D. 165,128	11/1951	Blacher	.....	D19/35
D. 165,856	2/1952	Mytinger	.....	D9/185
D. 202,700	11/1965	Cooke et al.	.....	D24/31
D. 242,177	11/1976	Hall	.....	D24/56
D. 242,654	12/1976	Rawls	.....	D24/31
2,965,219	12/1960	Rhodin	.....	206/488

Primary Examiner—Bernard Ansher  
Attorney, Agent, or Firm—John W. Routh

[57] CLAIM

The ornamental design for a necropsy board for large animals, as shown.

DESCRIPTION

FIG. 1 is a perspective view of a necropsy board for large animals embodying my new design; FIG. 2 is a top plan view of the board; FIG. 3 is an end view; FIG. 4 is a side view; FIG. 5 is a cross-sectional view taken generally along lines 5—5 of FIG. 2; FIG. 6 is a cross-sectional view taken generally along lines 6—6 of FIG. 2; FIG. 7 is a cross-sectional view taken generally along lines 7—7 of FIG. 2; FIG. 8 is a cross-sectional view taken generally along lines 8—8 of FIG. 2; FIG. 9 is a cross-sectional view taken generally along lines 9—9 of FIG. 2; FIG. 10 is a cross-sectional view taken generally along lines 10—10 of FIG. 2; and FIG. 11 is a bottom plan view of FIG. 2.

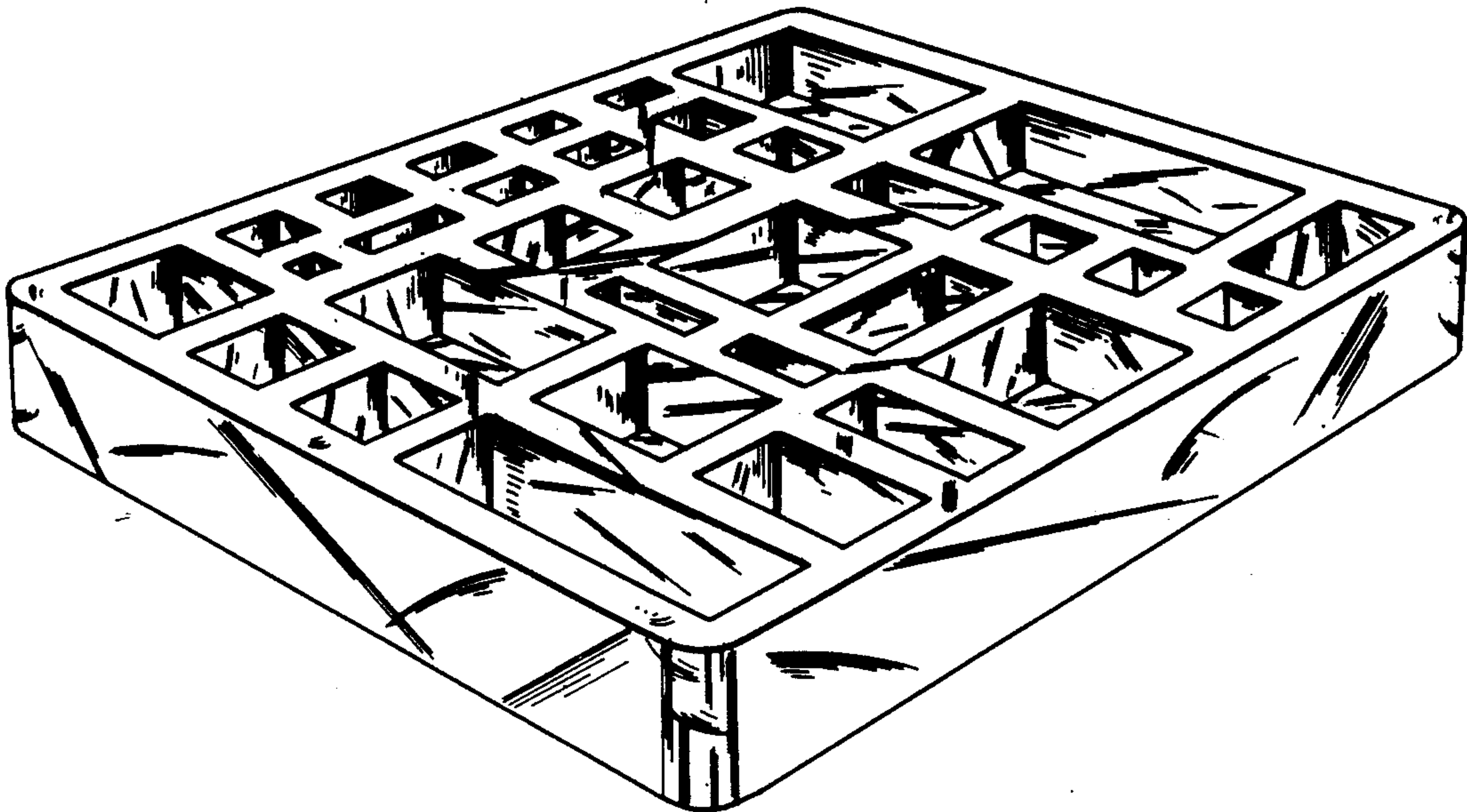


FIG. 1




FIG. 3

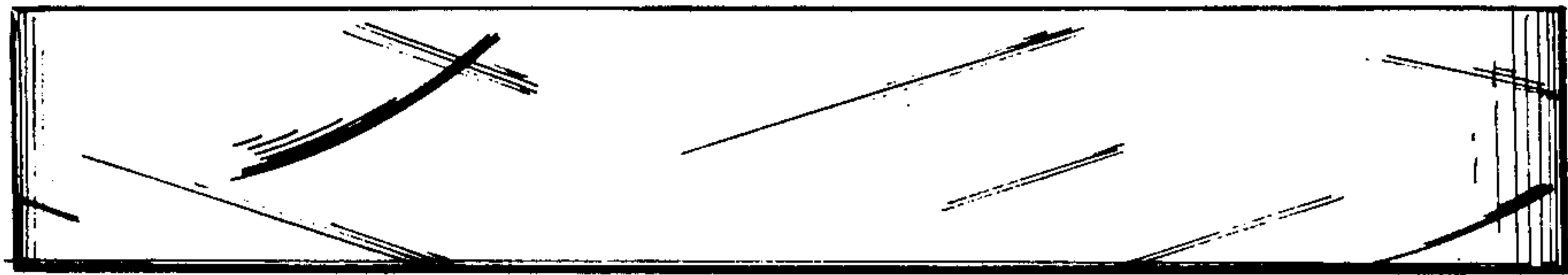


FIG. 4




FIG. 2

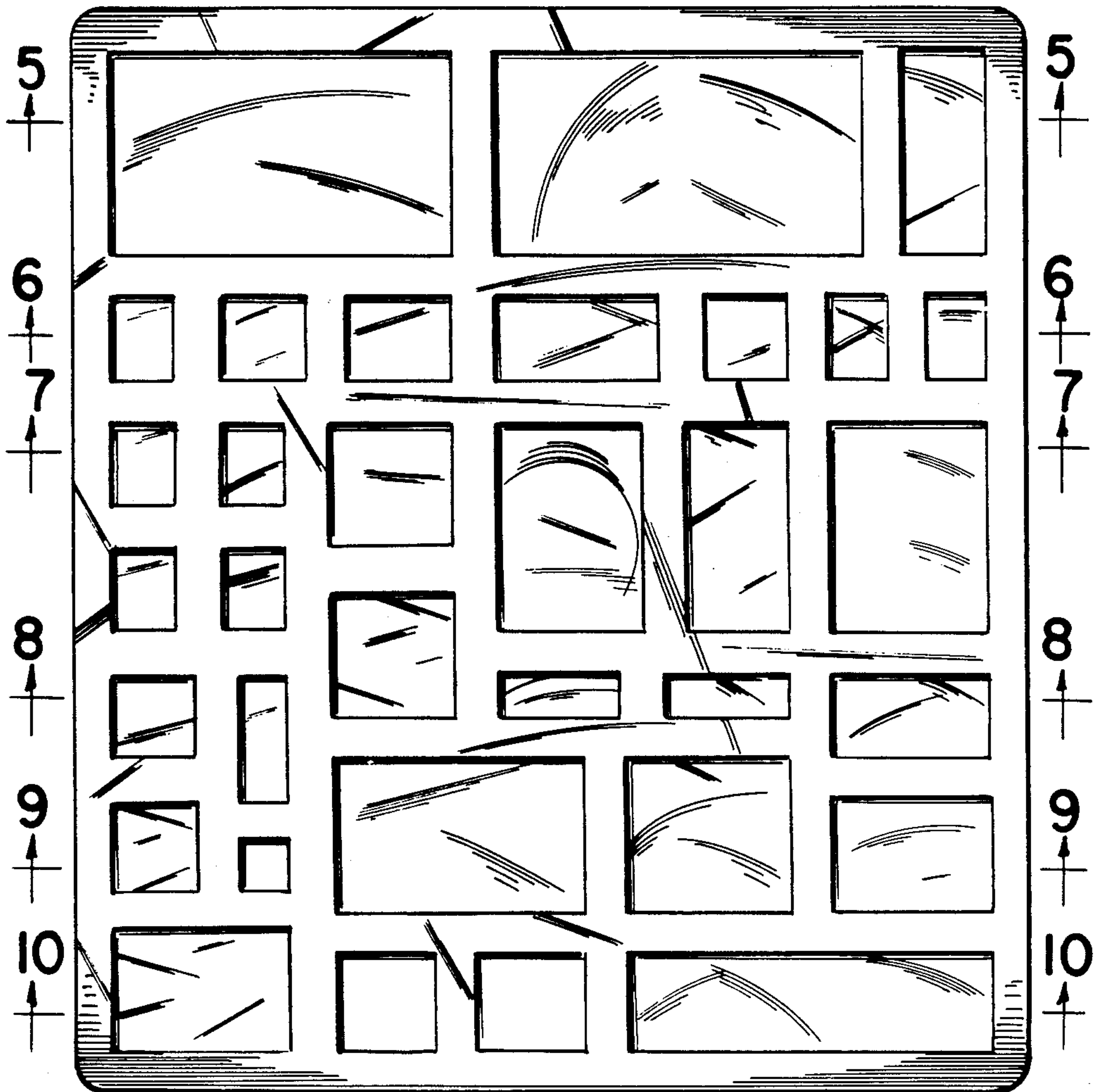




FIG. 5

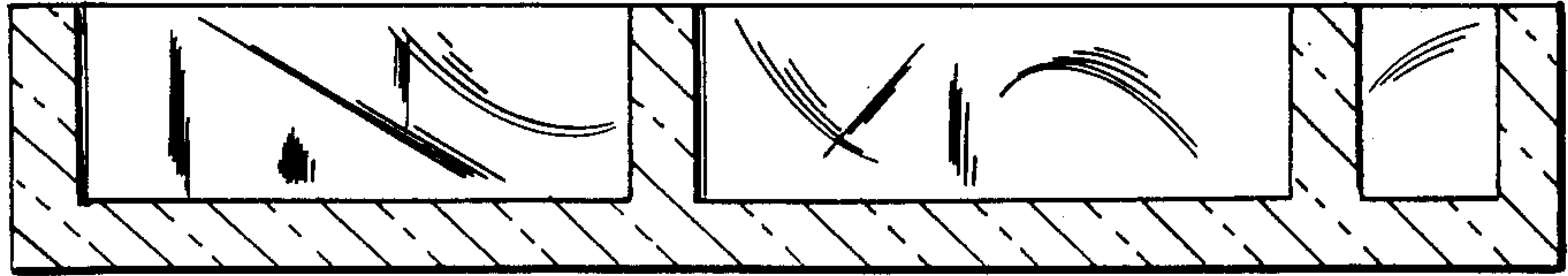


FIG. 6




FIG. 7

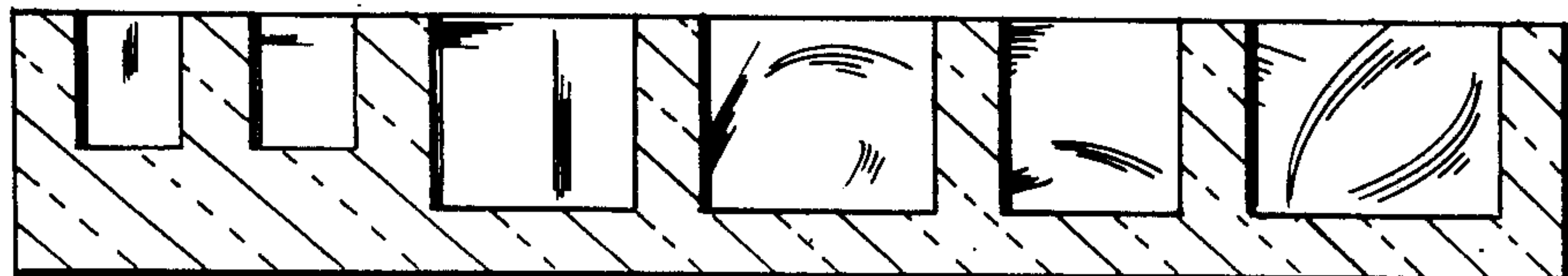


FIG. 8

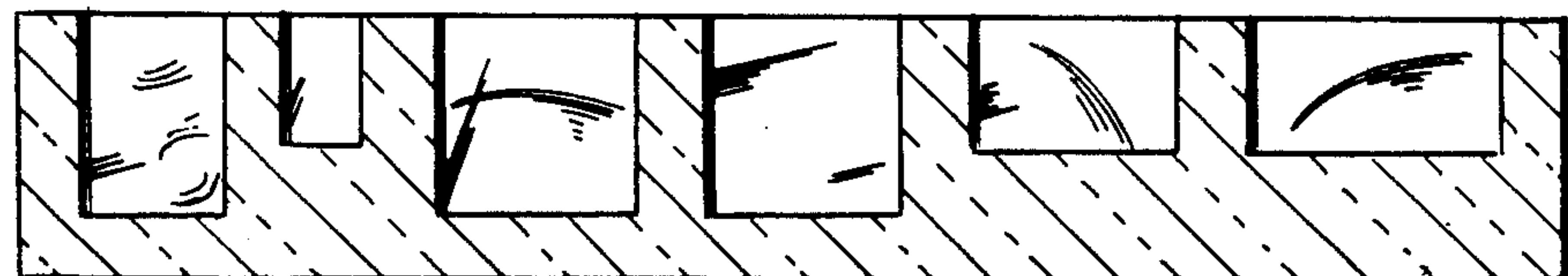


FIG. 9

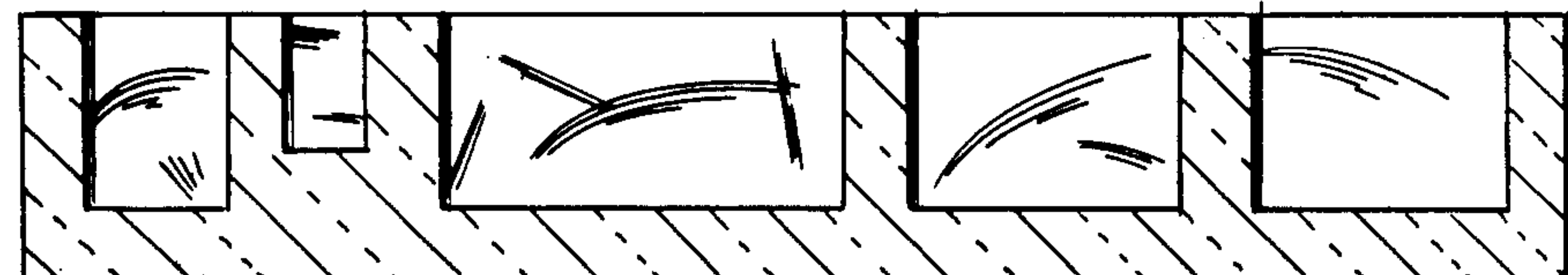


FIG. 10

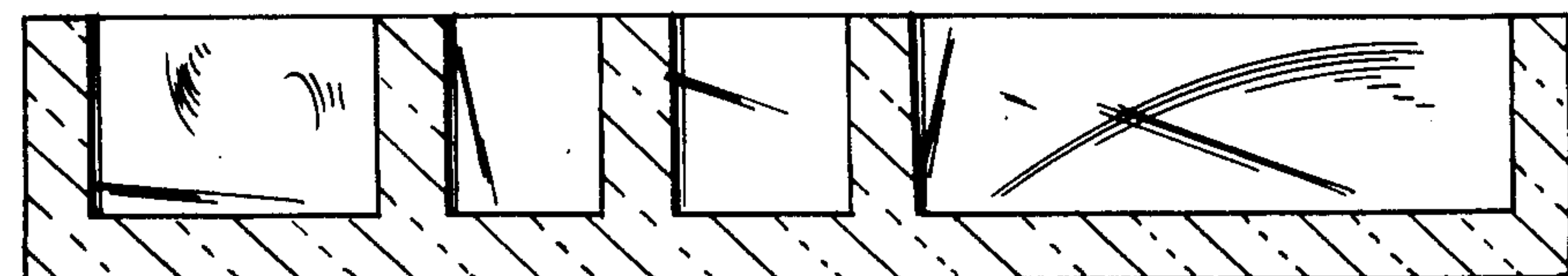


FIG. 11

