

[54] **NOVELTY CAGE**

[76] **Inventor:** Glenn E. Hager, 4829 S. Lawton St.,
Tulsa, Okla. 74107

[**] **Term:** 14 Years

[21] **Appl. No.:** 797,901

[22] **Filed:** May 17, 1977

[51] **Int. Cl.** D11-02

[52] **U.S. Cl.** D11/157; D30/4

[58] **Field of Search** D11/131, 157; D19/97;
D8/387; D34/5 GG; 273/145 R, 145 C;
119/17; D30/1, 4

[56] **References Cited**

U.S. PATENT DOCUMENTS

D. 62,020	3/1923	Dix	D11/158 X
D. 227,032	5/1973	Nash	D11/157 X
1,070,063	8/1913	Oliver	119/17

FOREIGN PATENT DOCUMENTS

17031 of 1893 United Kingdom 119/17

OTHER PUBLICATIONS

Hardware Age, Jan. 1975, p. 18—Wood Screw at bottom left.


Primary Examiner—Louis S. Zarfaz
Attorney, Agent, or Firm—William S. Dorman

[57] **CLAIM**

The ornamental design for a novelty cage, as shown and described.

DESCRIPTION

FIG. 1 is a perspective view of a novelty cage showing my new design as viewed looking down from above towards the right hand front corner thereof; FIG. 2 is a front elevational view thereof; FIG. 3 is a rear elevational view thereof; FIG. 4 is a top plan view thereof; FIG. 5 is a left-end elevational view thereof; and FIG. 6 is a right-end elevational view thereof. The bottom is identical to the top.






Fig. 1




Fig. 2




Fig. 3




Fig. 4

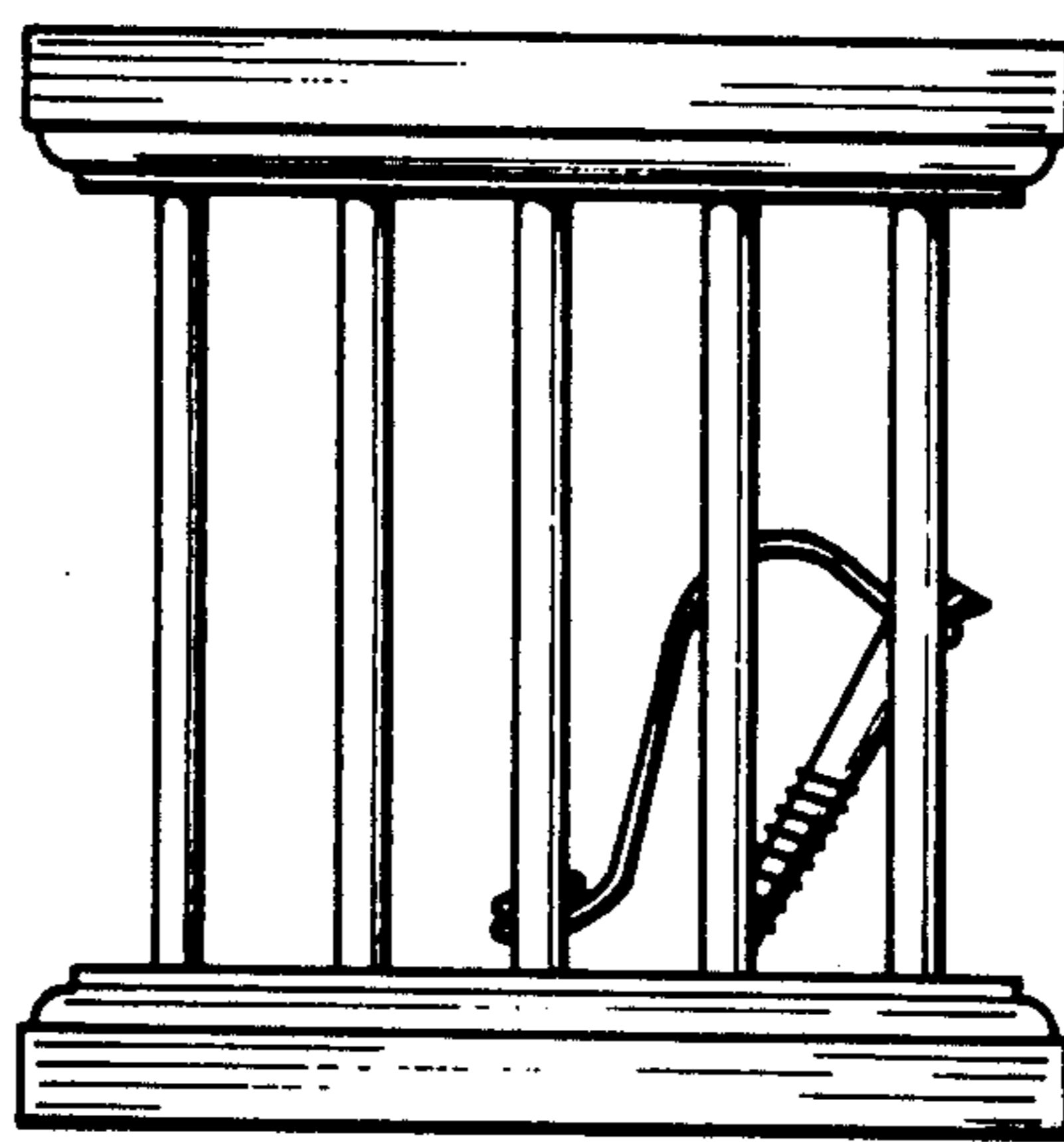


Fig. 5




Fig. 6