

[54] **TABLE OR SIMILAR ARTICLE**

[76] **Inventor:** **Ronald K. Montague**, 1450 Kirby Rd., McLean, Va. 22101

[**] **Term:** **14 Years**

[21] **Appl. No.:** **803,111**

[22] **Filed:** **Jun. 3, 1977**

[51] **Int. Cl.** **D6—03**

[52] **U.S. Cl.** **D6/172**

[58] **Field of Search** **D6/27, 175, 177-179, D6/56, 55, 172, 85, 145, 146**

[56] **References Cited**

U.S. PATENT DOCUMENTS

D. 185,185 5/1959 **Marya** **D6/177**
D. 234,277 2/1975 **Salmon et al.** **D6/177 X**
D. 234,662 4/1975 **Stiene** **D6/177**

D. 246,880 1/1978 **Miola** **D6/175**
D. 247,804 3/1978 **Harris** **D6/175 X**

OTHER PUBLICATIONS

Selig Table Catalog, p. L373, Table No. 653-05.

Primary Examiner—Bruce W. Dunkins

[57] **CLAIM**

The ornamental design for a table or similar article, as shown.

DESCRIPTION

FIG. 1 is a perspective view from in front and above of a table embodying my novel design;
FIG. 2 is a top view of the table of FIG. 1;
FIG. 3 is a bottom view of the table of FIG. 1;
FIG. 4 is a front view of the table of FIG. 1;
FIG. 5 is a left end view of the table of FIG. 1; and
FIG. 6 is a right end view of the table of FIG. 1.

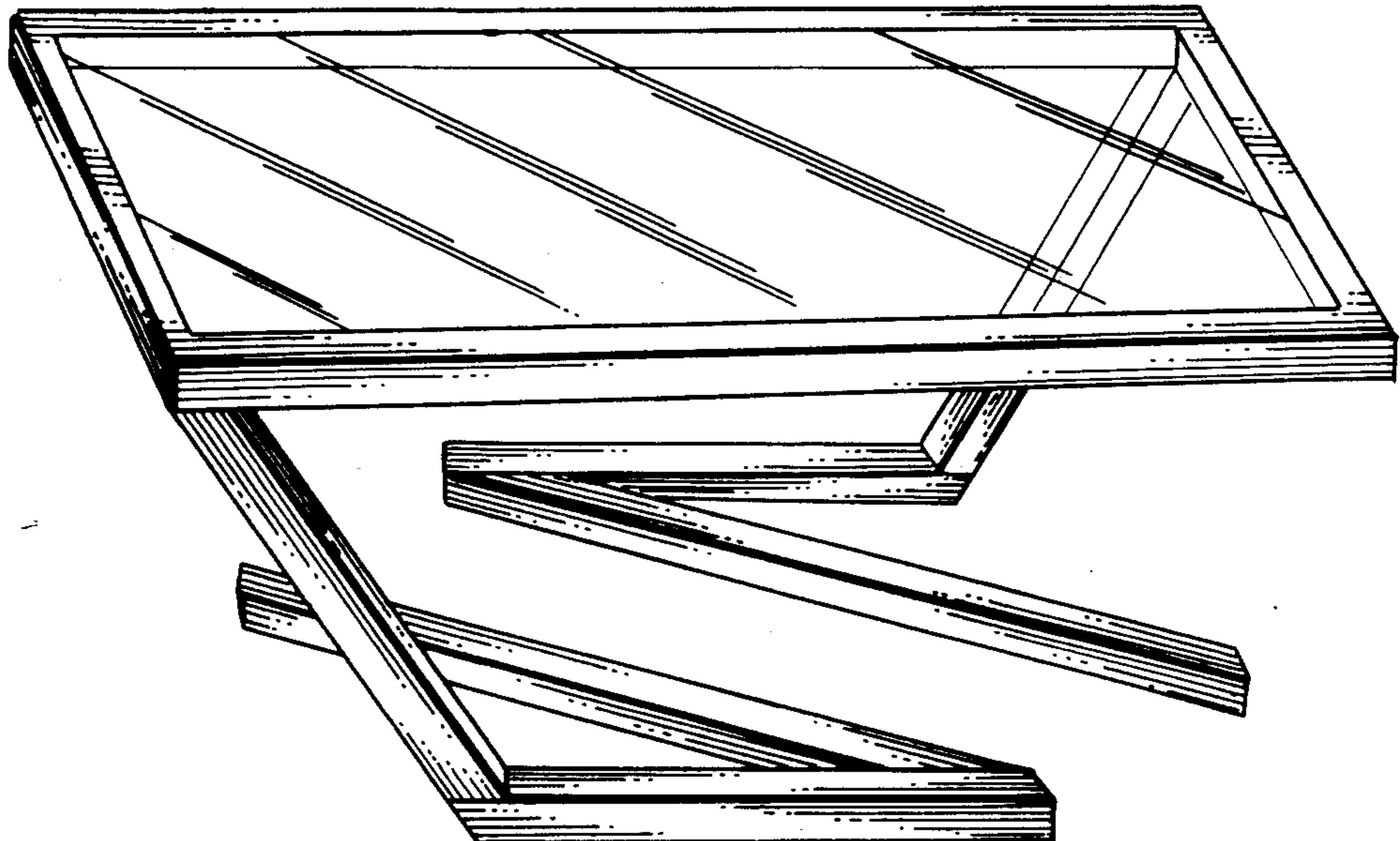


FIG. 1.

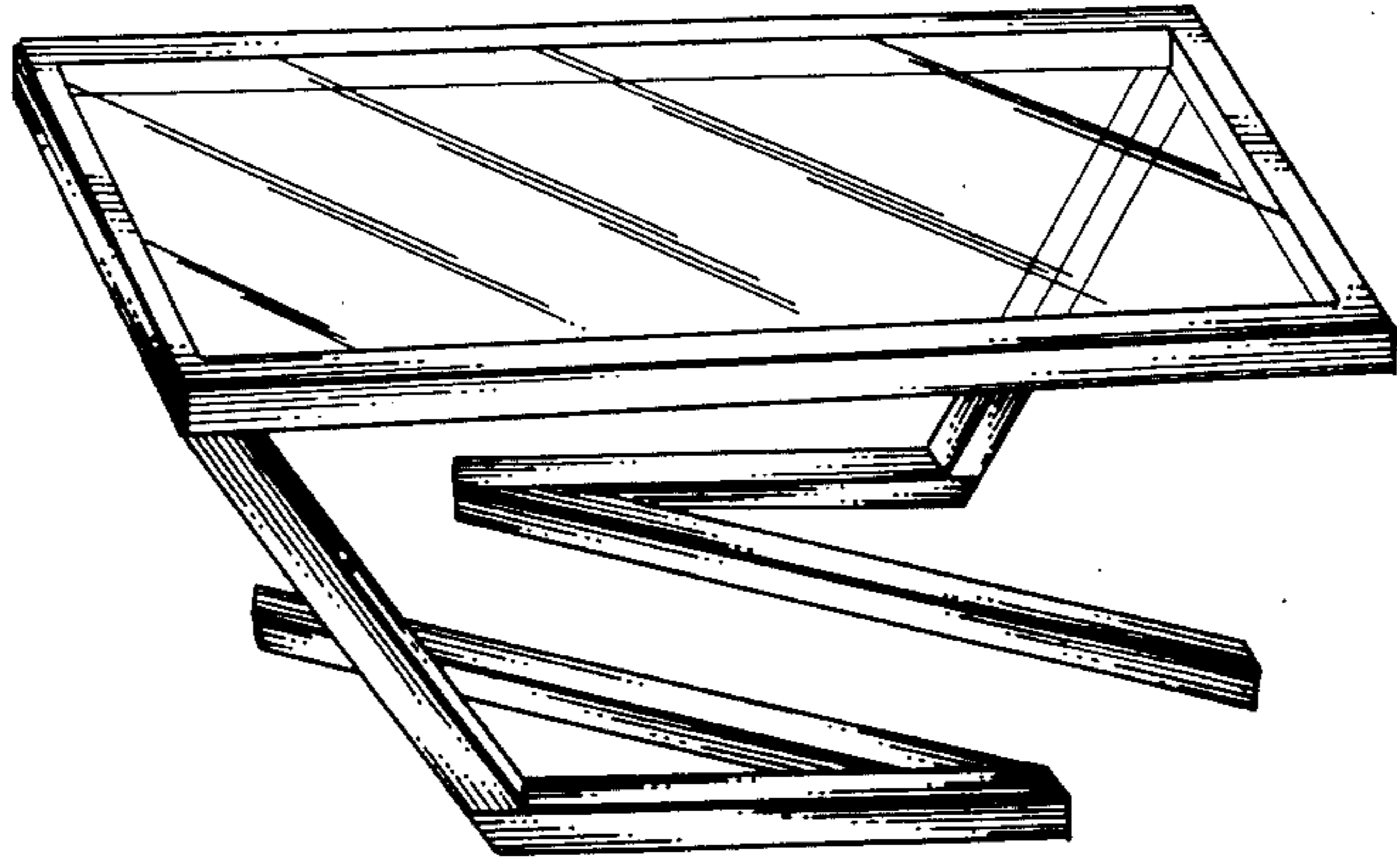


FIG. 2.

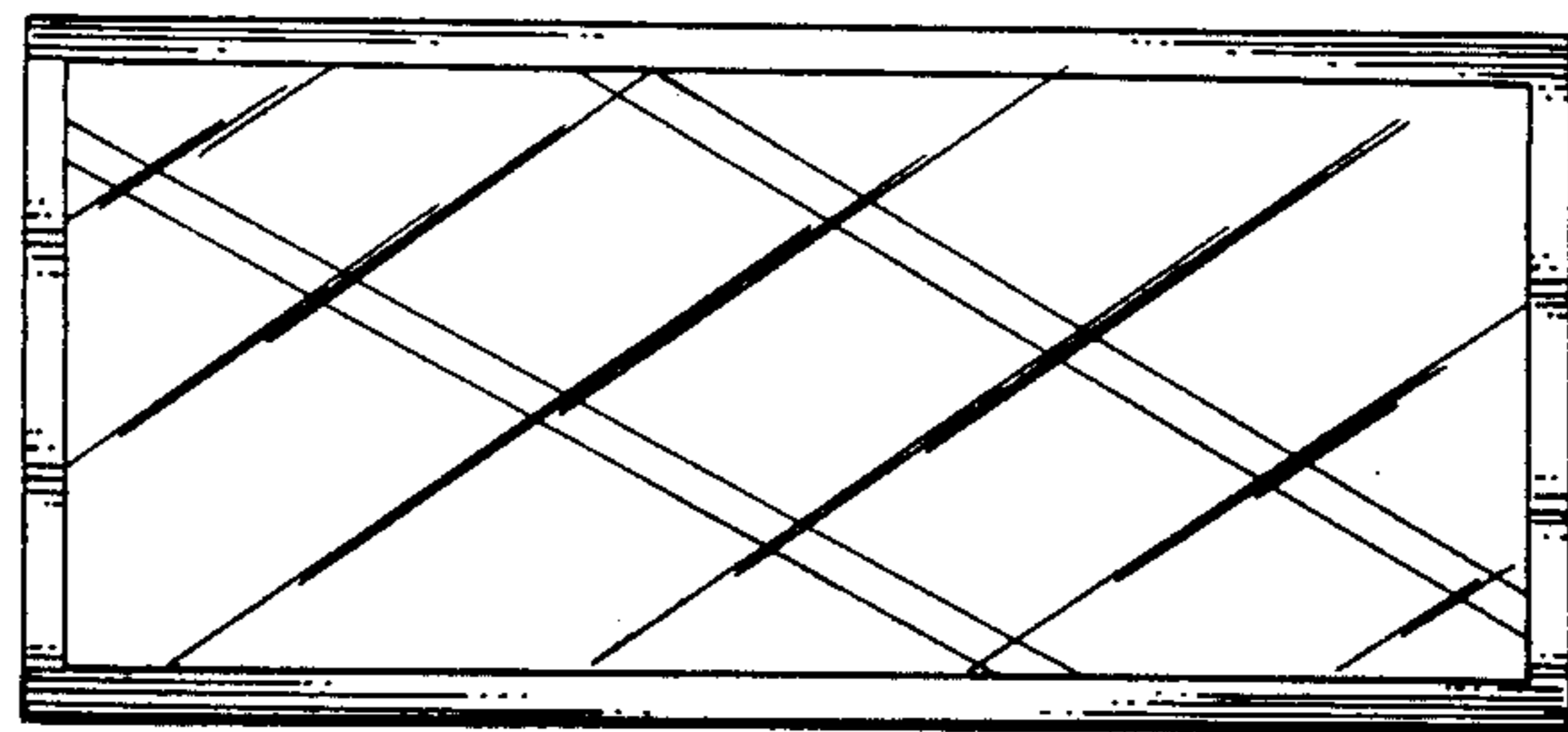


FIG. 3.




FIG. 4.




FIG. 5.




FIG. 6.

