

[54] HASSOCK OR SIMILAR ARTICLE

- [75] Inventors: **Albert M. Spound**, Tarzana, Calif.;
Robert C. Day, Princeton, Mass.
- [73] Assignee: **Charlton Company, Inc.**, Leominster, Mass.
- [**] Term: **14 Years**
- [21] Appl. No.: **918,566**
- [22] Filed: **Jun. 23, 1978**

Related U.S. Application Data

- [63] Continuation-in-part of Ser. No. 678,963, Apr. 21, 1976, abandoned.
- [51] Int. Cl. **D6-01**
- [52] U.S. Cl. **D6/36**
- [58] Field of Search **D6/32-36,**
D6/47-78

References Cited

U.S. PATENT DOCUMENTS

- D. 181,730 12/1957 Jones et al. **D6/36**

OTHER PUBLICATIONS

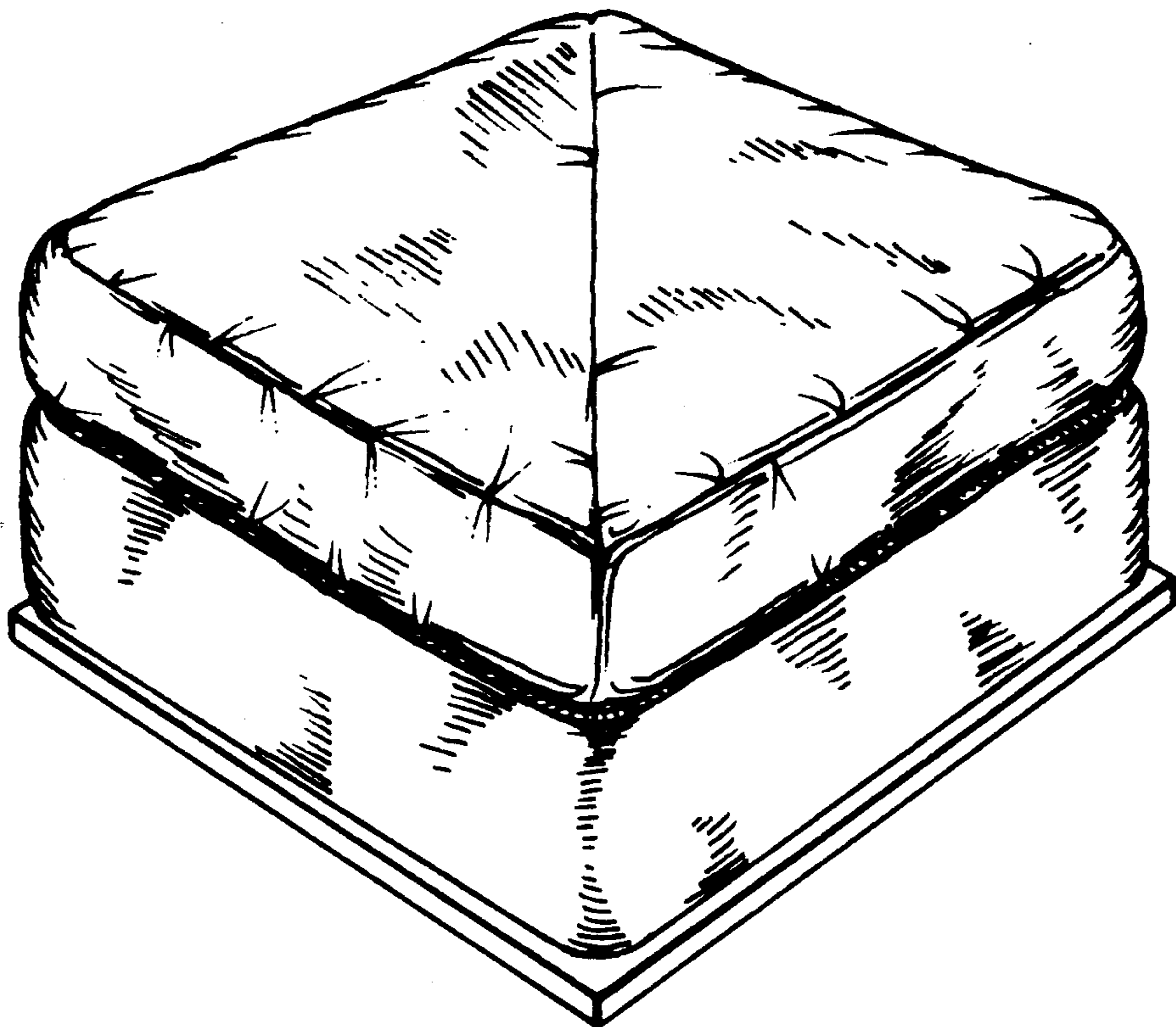
Interiors, 1-1975, p. 14, Modular Seating Unit by Airborne, Panel 5.
 Interiors, 7-1974, p. 38, Modular Seating Unit by Selig. Crump Hassocks, Catalog for F & W 1949, p. 9, Hassock No. 452.
 Interiors, 11-1967, p. 129, Chair in foreground by Platner.
Primary Examiner—Bruce W. Dunkins
Attorney, Agent, or Firm—Joseph Weingarten

CLAIM

The ornamental design for a hassock or similar article, as shown and described.

DESCRIPTION

FIG. 1 is a perspective view showing the side and top portions of the hassock or similar article embodying the novel design;
 FIG. 2 is a top view of the hassock or similar article of FIG. 1; and
 FIG. 3 is an elevation view of the hassock or similar article of FIG. 1.
 The members supporting the upholstered seat portions in spaced position above the base are plain and unornamented.
 The sides of the hassock or similar article not shown in the drawing are the same in appearance as the sides which are shown.



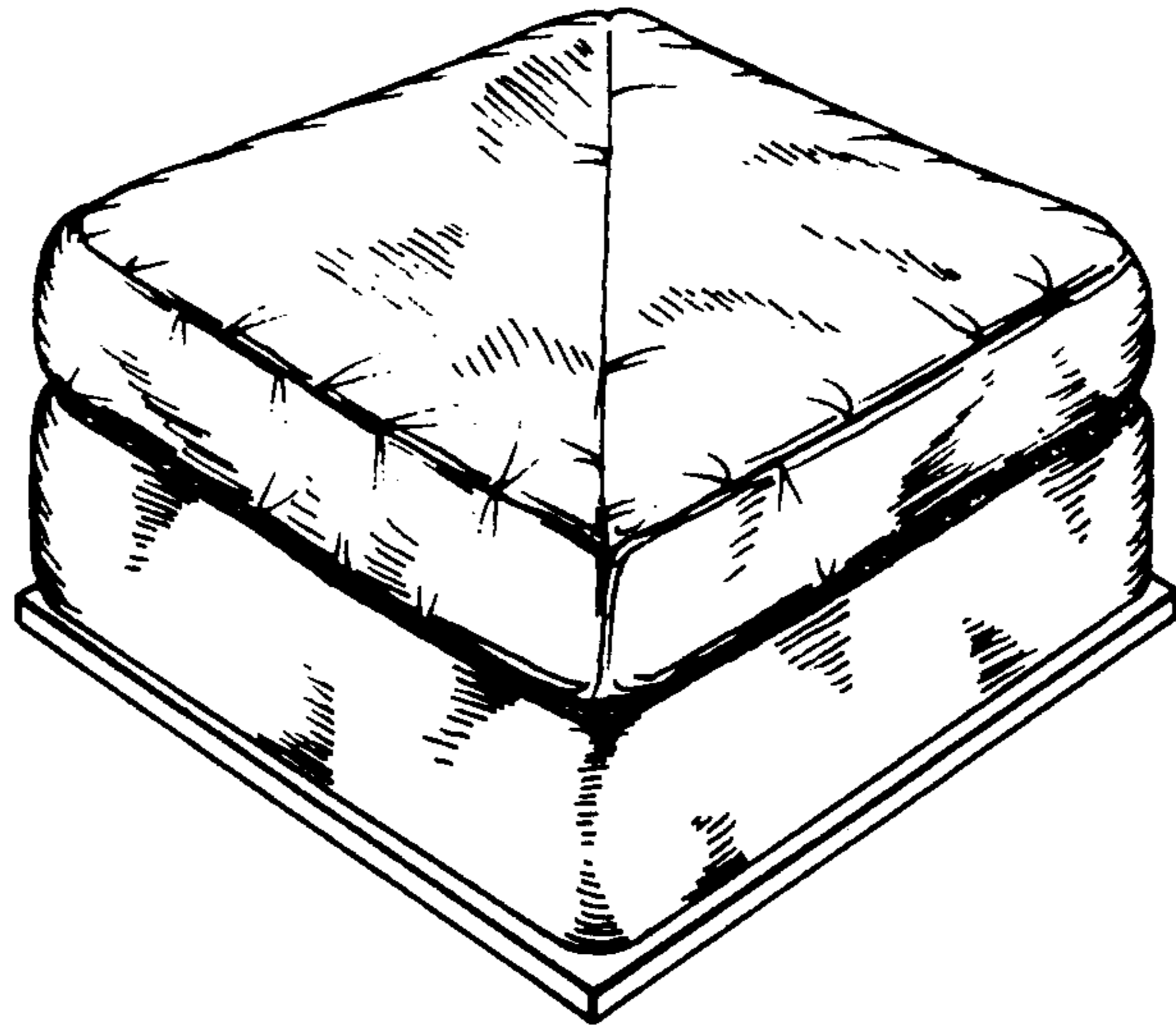


FIG. 1




FIG. 2




FIG. 3