

[54] **VEHICULAR MIRROR SUPPORT**
 [75] Inventor: **Philip D. Stegenga**, West Olive, Mich.
 [73] Assignee: **Donnelly Mirrors, Inc.**, Holland, Mich.
 [**] Term: **14 Years**
 [21] Appl. No.: **797,021**
 [22] Filed: **May 16, 1977**
 [51] Int. Cl. **D12-16**
 [52] U.S. Cl. **D12/187**
 [58] Field of Search **D12/187; 248/475 R, 248/476, 478, 479, 486, 248; 224/42.45 R**

3,778,015 12/1973 Holzman 248/475 R
 3,857,539 12/1974 Kavanaugh 248/475 R
 3,934,807 1/1976 Boutin 248/478

Primary Examiner—James M. Gandy
Attorney, Agent, or Firm—Peter P. Price

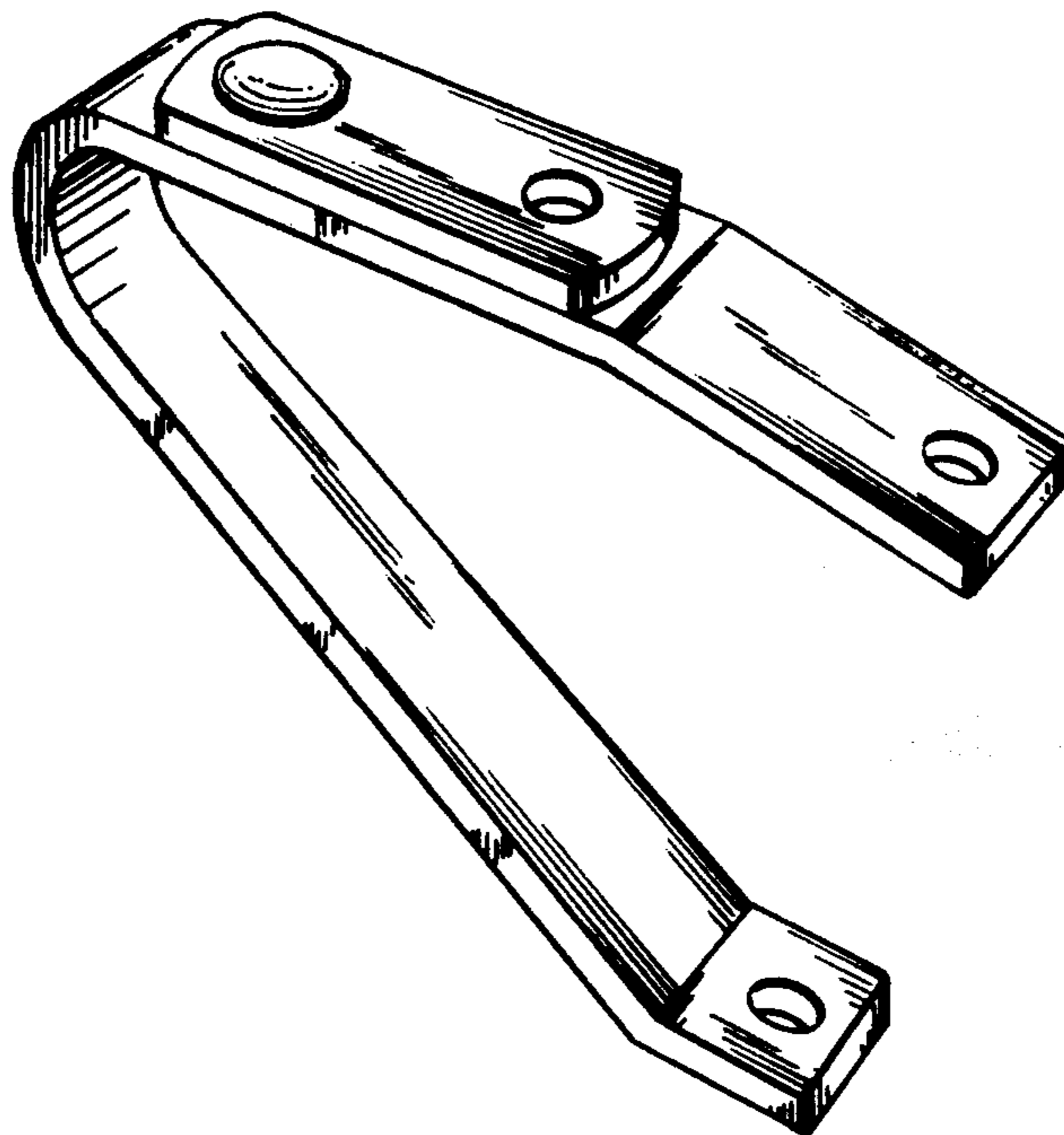
[57] **CLAIM**

The ornamental design for vehicular mirror support, substantially as shown and described.

DESCRIPTION

FIG. 1 is a front elevational view of a vehicular mirror support showing my new design; FIG. 2 is a rear elevational view thereof; FIG. 3 is a left side elevational view thereof; FIG. 4 is a right side elevational view thereof; FIG. 5 is a rear perspective view thereof with the swivel support member in an alternate position; FIG. 6 is a top plan view thereof; FIG. 7 is a bottom plan view thereof; and FIG. 8 is a front perspective view thereof. The structure shown in broken lines in the drawings is for illustrative purposes only and is not part of the design of the present invention.

[56] **References Cited**
U.S. PATENT DOCUMENTS
 D. 230,476 2/1974 Holzman D12/187
 D. 230,477 2/1974 Holzman D12/187
 D. 241,030 8/1976 Bourassa et al. D12/187
 2,432,241 12/1947 Kerr 248/248
 2,797,852 7/1957 Michalski 224/42.45 R



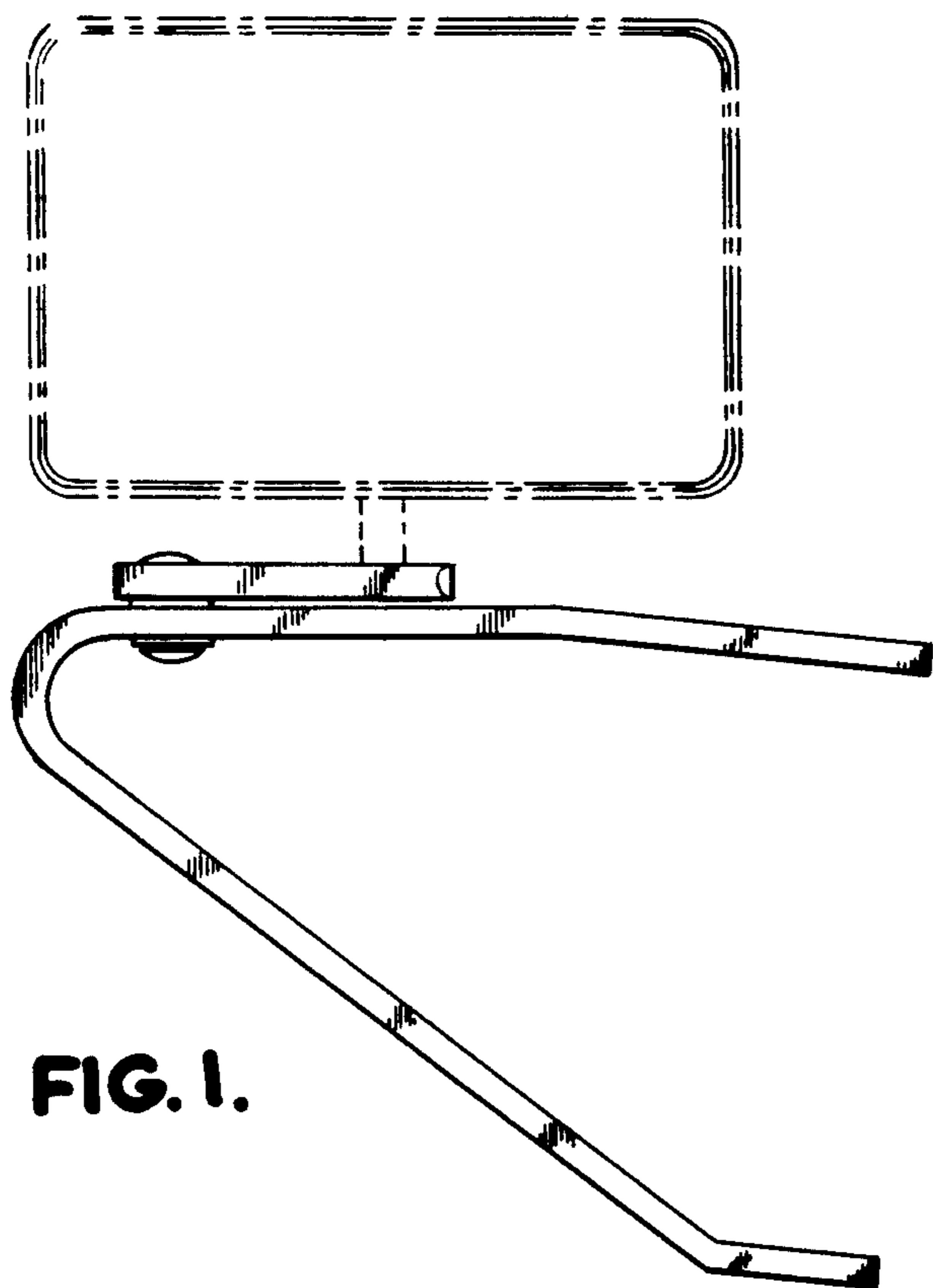


FIG. 1.




FIG. 8.



FIG. 6.



FIG. 7.

