

[54] AUTOMATIC FIREARM

[76] Inventor: Sydney R. Hance, 15, Blakesware Gardens, London N9 9HX, England

[**] Term: 14 Years

[21] Appl. No.: 803,782

[22] Filed: Jun. 6, 1977

[51] Int. Cl. D22-01

[52] U.S. Cl. D22/6

[58] Field of Search 42/72, 73, 6, 7, 1.5, 42/71 R, 75 A, 75 C, 75 B; 89/191 R, 199; D22/1, 6, 7

[56] References Cited

U.S. PATENT DOCUMENTS

D. 199,845 12/1964 Sullivan D22/6

3,618,249 11/1971 Grandy 42/72 X
3,939,589 2/1976 Tellie 42/1.5 X
3,999,461 12/1976 Johnson et al. 42/1.5 X

Primary Examiner—A. Hugo Word
Attorney, Agent, or Firm—John W. Malley

[57] CLAIM

The ornamental design for an automatic firearm, as shown.

DESCRIPTION

FIG. 1 is a side elevational view of an automatic firearm showing my new design;
FIG. 2 is an elevational view from the side opposite to FIG. 1;
FIG. 3 is a top plan view;
FIG. 4 is a bottom plan view;
FIG. 5 is a front elevational view; and
FIG. 6 is a rear elevational view.




FIG. 1.

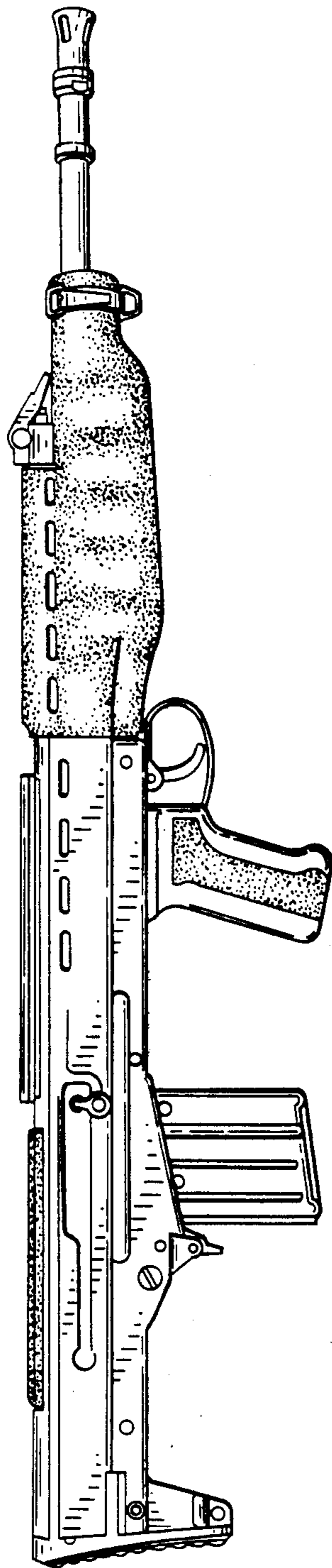


FIG. 2.

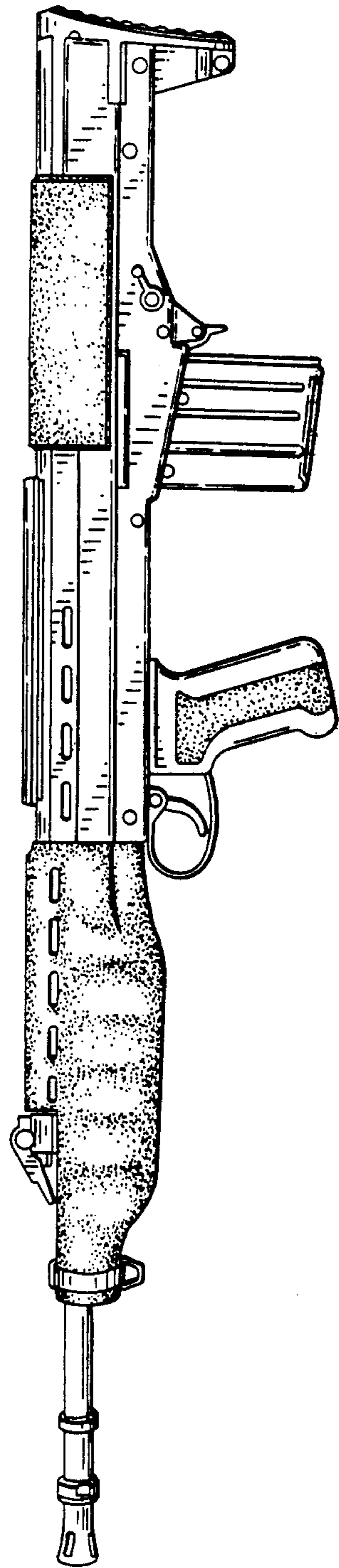


FIG. 3.

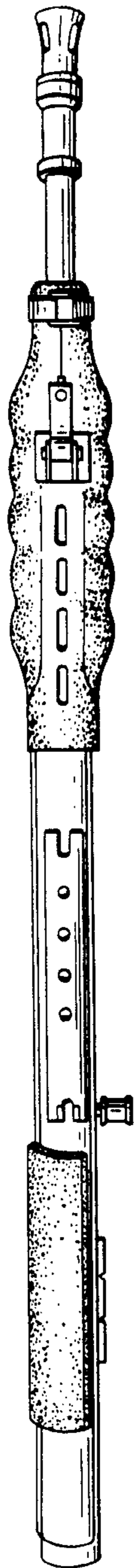


FIG. 4.

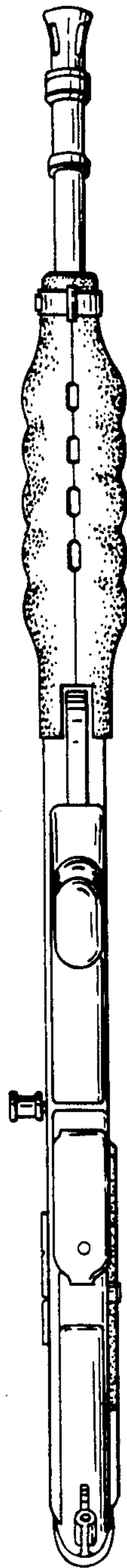


FIG. 5.

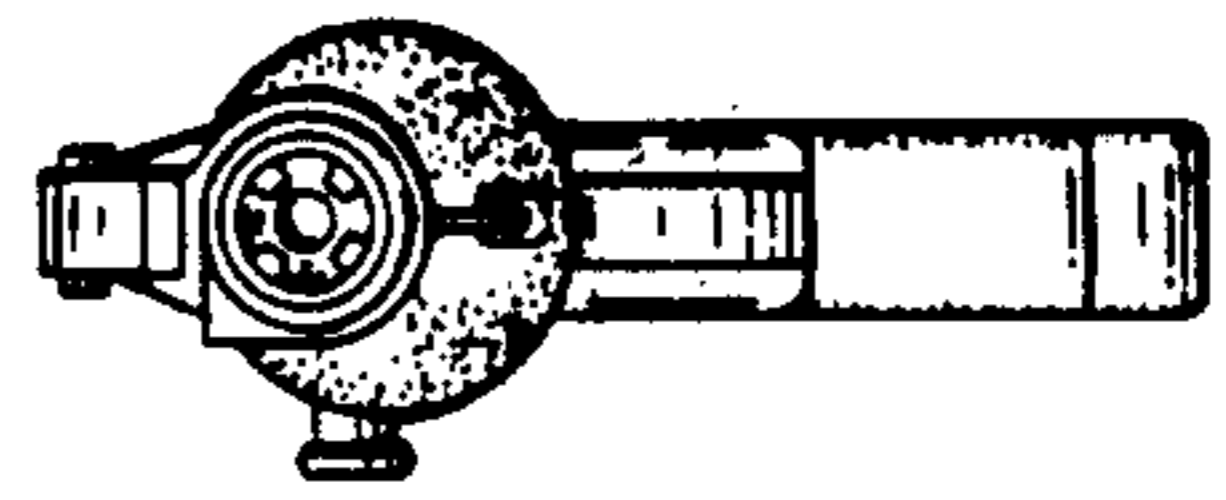


FIG. 6.

