

[54] CHAIR OR SIMILAR ARTICLE

[75] Inventors: Albert M. Spound, Tarzana, Calif.; Robert C. Day, Princeton, Mass.

[73] Assignee: Charlton Company, Inc., Leominster, Mass.

[**] Term: 14 Years

[21] Appl. No.: 918,681

[22] Filed: Jun. 23, 1978

Related U.S. Application Data

[63] Continuation-in-part of Ser. No. 678,964, Apr. 21, 1976, abandoned.

[51] Int. Cl. D6-01

[52] U.S. Cl. D6/47; D6/66

[58] Field of Search D6/37-39, D6/47-78

[56] References Cited

U.S. PATENT DOCUMENTS

D. 247,009 1/1978 Schöblom et al. D6/37

OTHER PUBLICATIONS

Interiors, 1-1974, p. 100, Corner Chair, top center, by Zanotta.

Interiors, 7-1974, p. 38, Modular Seating Unit by Selig. Interiors, 11-1967, p. 129, Chair, lower foreground by Platner.

Primary Examiner—Bruce W. Dunkins

Attorney, Agent, or Firm—Lawrence A. Maxham

[57] CLAIM

The ornamental design for a chair or similar article, as shown and described.

DESCRIPTION

FIG. 1 is a perspective view showing the side and top portions of the chair or similar article embodying the novel design;


FIG. 2 is a top view of the chair or similar article of FIG. 1;

FIG. 3 is a side elevation view of the chair or similar article of FIG. 1; and

FIG. 4 is a rear elevation view of the chair or similar article of FIG. 1.

The members supporting the upholstered seat portions in spaced position above the base are plain and unornamented.

The side of the chair or similar article not shown in FIG. 1 is the same in appearance as the side which is shown.






FIG. 1

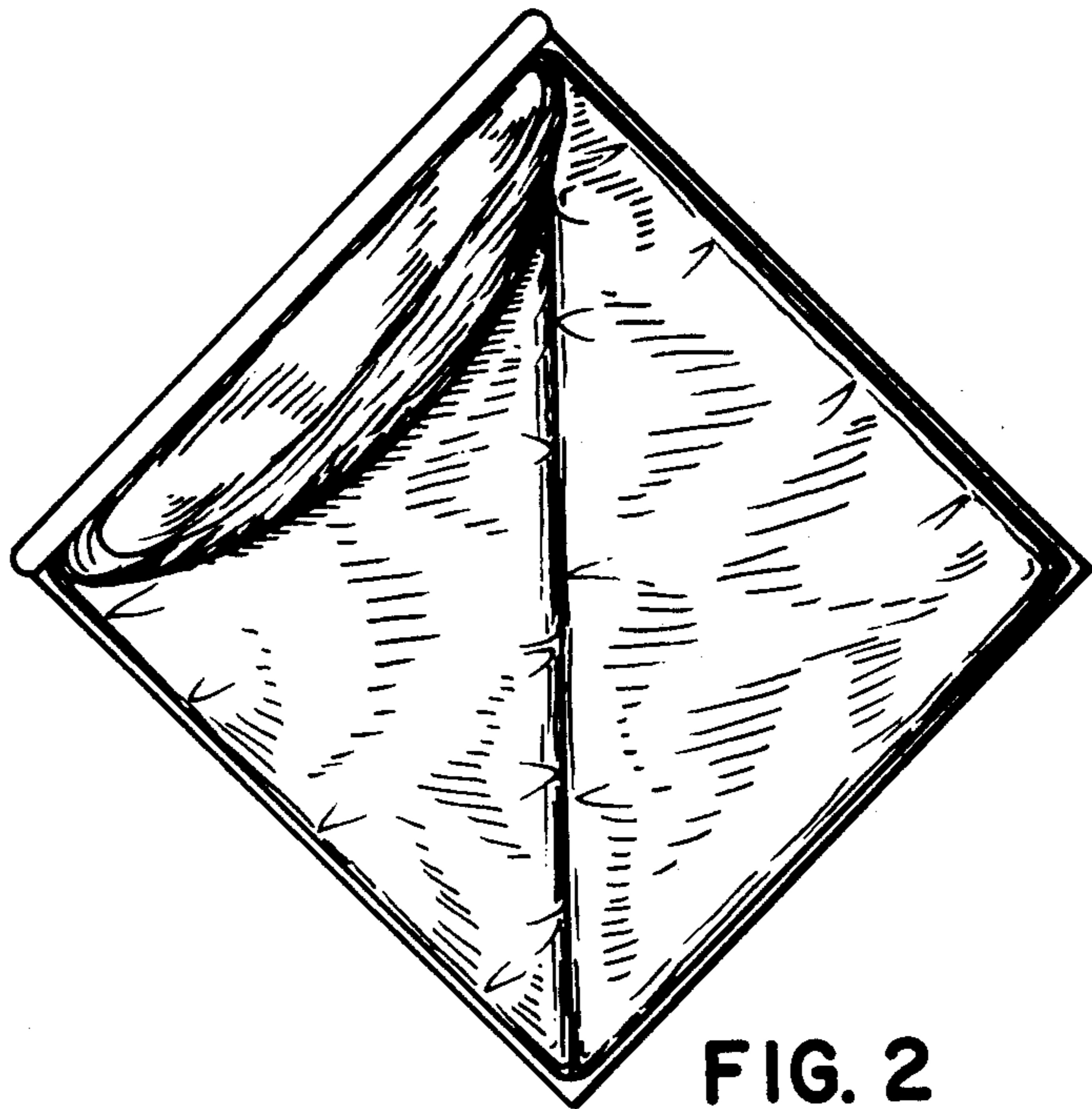


FIG. 2




FIG. 3




FIG. 4