

[54] **WRIST WATCH**

[76] **Inventor:** Charles Davidson, 35 Old Post Rd.,
Croton-on-Hudson, N.Y. 10520

[**] **Term:** 14 Years

[21] **Appl. No.:** 822,482

[22] **Filed:** Aug. 8, 1977

Related U.S. Application Data

[62] Division of Ser. No. 628,290, Nov. 3, 1975, Pat. No.
Des. 247,742.

[51] **Int. Cl.** D10—02

[52] **U.S. Cl.** D10/39

[58] **Field of Search** D10/30, 31, 32, 38,
D10/39, 122-126; 58/53-56, 50 R, 50 A, 58 R,
88 R, 88 G

[56]

References Cited

U.S. PATENT DOCUMENTS

D. 144,932	6/1946	Peiken	D10/39
D. 168,209	11/1952	Bulova	D10/39
D. 247,742	4/1978	Davidson	D10/39

OTHER PUBLICATIONS

European Jeweler, 7/74, p. 58, watch at top-right.
National Jeweler, 5/73, p. 39, watch at top-right.
European Jeweler, 6/73, p. 29, watch at top-left.
European Jeweler, 7/74, p. 56, watch at top-right.

Primary Examiner—Nelson C. Holtje
Attorney, Agent, or Firm—Bernard Olcott

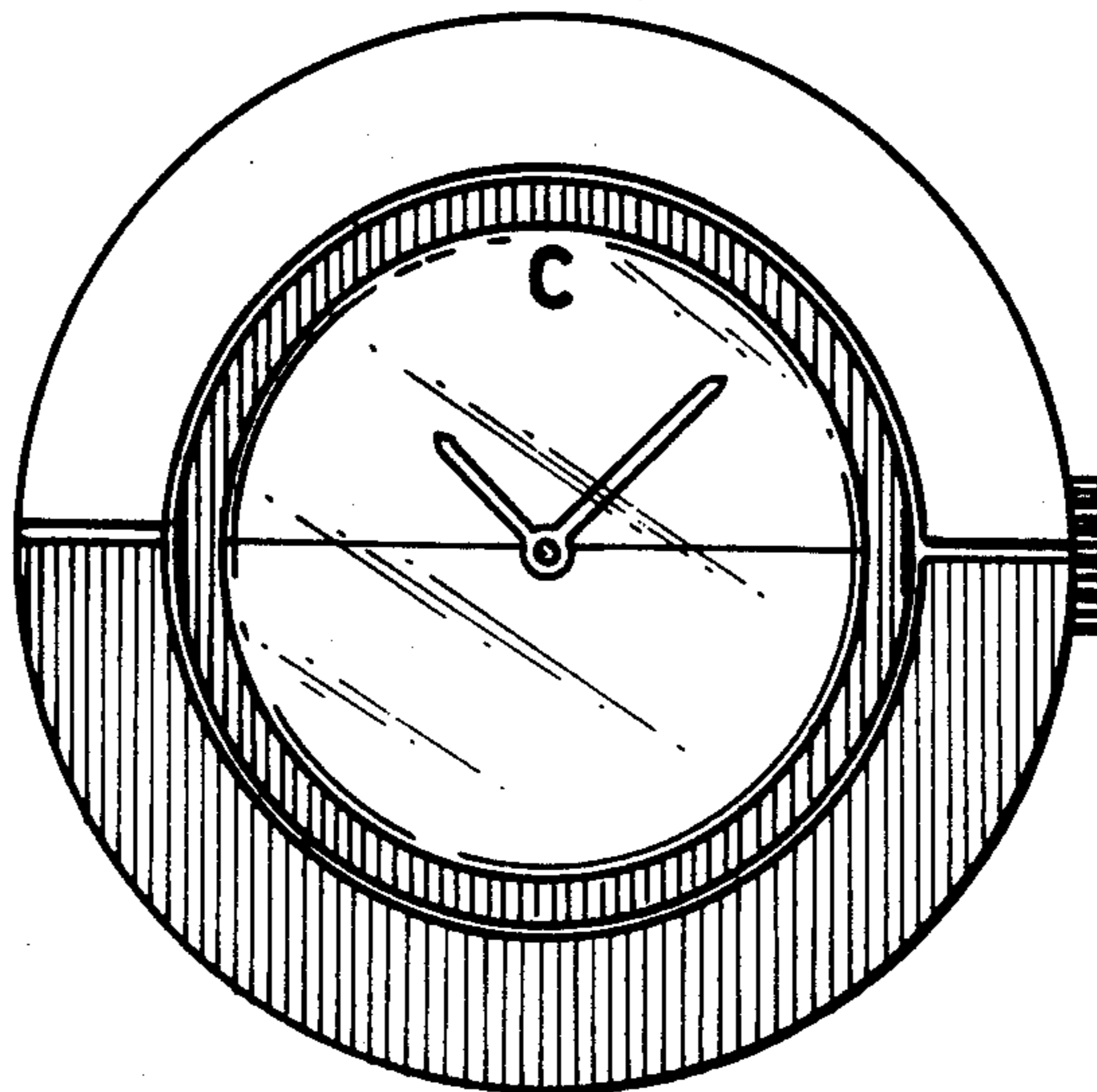
[57]

CLAIM

The ornamental design for a wrist watch, as shown.

DESCRIPTION

FIG. 1 is a front elevational view of a wrist watch showing my new design;
FIG. 2 is a right side elevational view thereof;
FIG. 3 is a left side elevational view thereof;
FIG. 4 is a bottom plan view thereof, the top being a mirror image thereto;
FIG. 5 is a rear elevational view thereof.



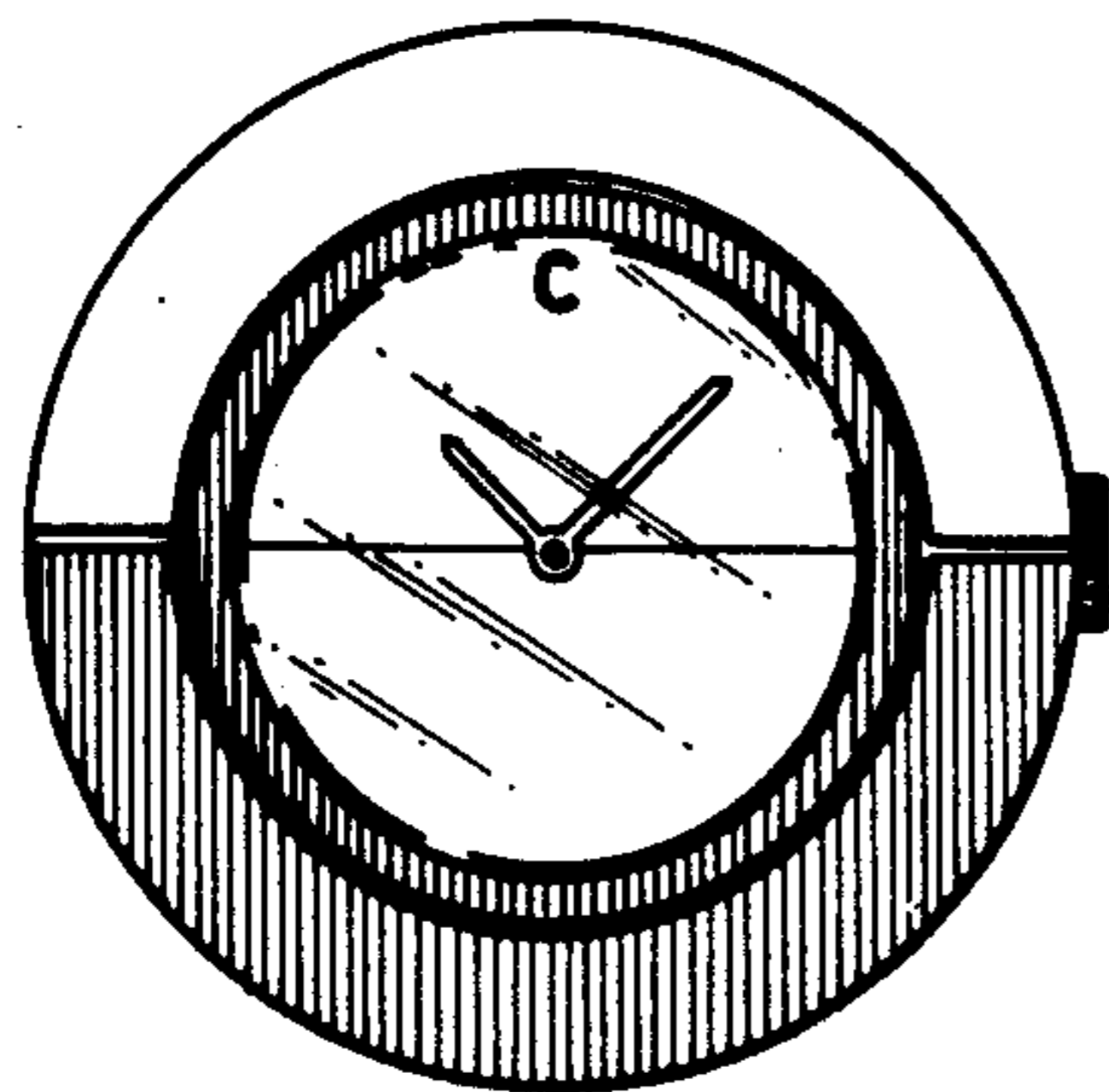


FIG. 1



FIG. 2



FIG. 3

FIG. 5

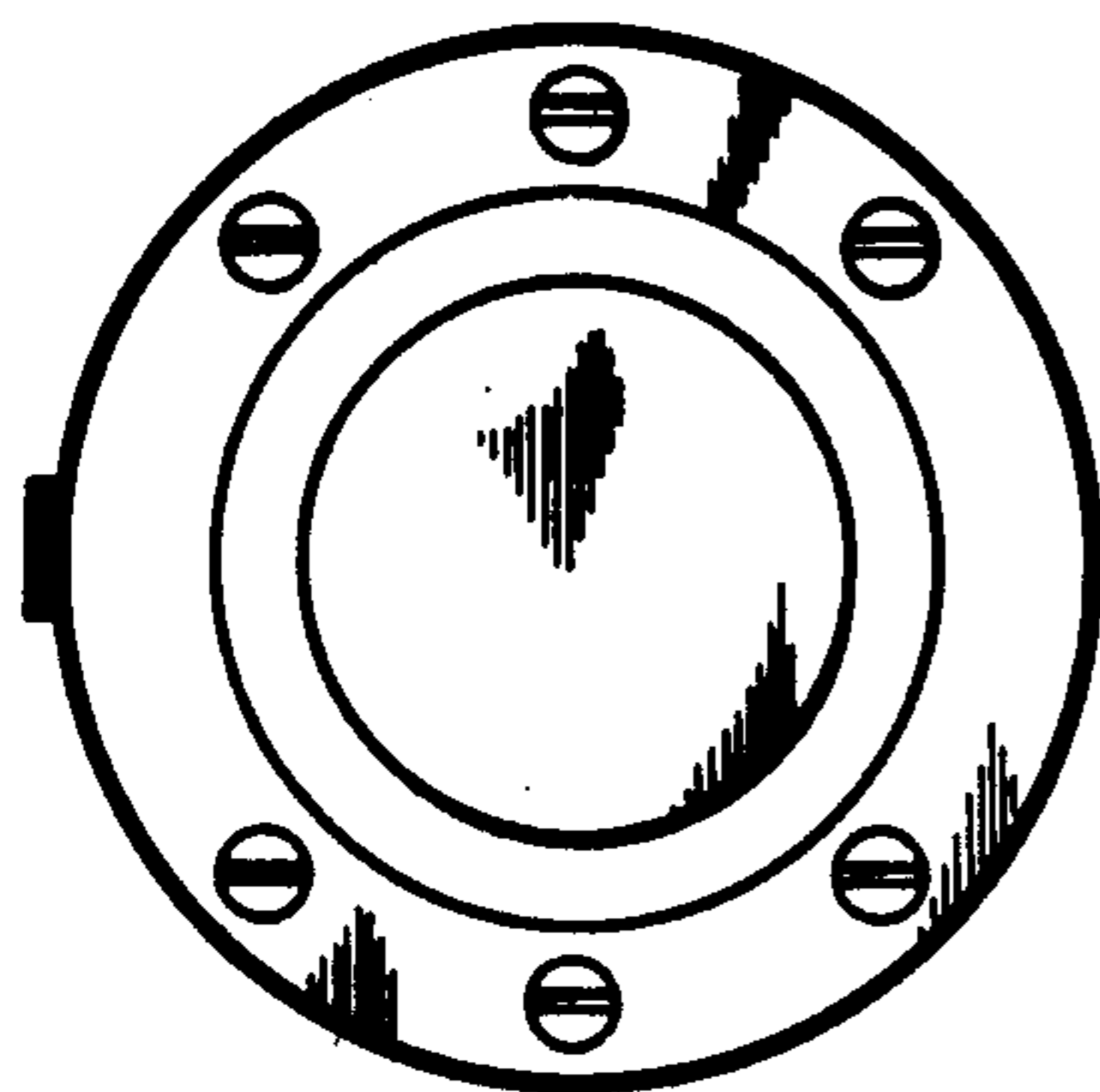


FIG. 4

