

- [54] CABINET
- [75] Inventors: David L. Tebbe; Eugene E. Klund,
both of St. Clair, Mo.
- [73] Assignee: Lam Craft Industries, Inc., St. Clair,
Mo.
- [**] Term: 7 Years
- [21] Appl. No.: 772,993
- [22] Filed: Feb. 28, 1977
- [51] Int. Cl. D6-04
- [52] U.S. Cl. D6/165
- [58] Field of Search D6/150, 151, 144, 160-170,
D6/181, 186, 190

- D. 232,166 7/1974 Salsgiver D6/160 X
- D. 243,901 4/1977 Carter D6/160

OTHER PUBLICATIONS

Dunbar Catalog, ©1971, p. DE-13, Cabinet No. 1037.
Primary Examiner—Bruce W. Dunkins
Attorney, Agent, or Firm—Paul M. Denk

[57] CLAIM

The ornamental design for a cabinet, as shown and described.

DESCRIPTION

FIG. 1 is an isometric view of a cabinet showing our new design;
 FIG. 2 is a front elevational view;
 FIG. 3 is a right side elevational view, the left side being a mirror image thereof;
 FIG. 4 is a top plan view;
 FIG. 5 is a back elevational view;
 FIG. 6 is a bottom view; and
 FIG. 7 is a front perspective view of a modified form of our design wherein the cabinet is narrower but otherwise identical to the cabinet of FIG. 1.

- [56] **References Cited**
- U.S. PATENT DOCUMENTS**
- D. 93,337 9/1934 Evans D6/163
- D. 98,636 2/1936 Wright D6/165
- D. 118,944 2/1940 Krick D6/165
- D. 146,375 2/1947 Obrig D6/165
- D. 179,465 12/1956 Wilson D6/165




FIG. 1




FIG. 2

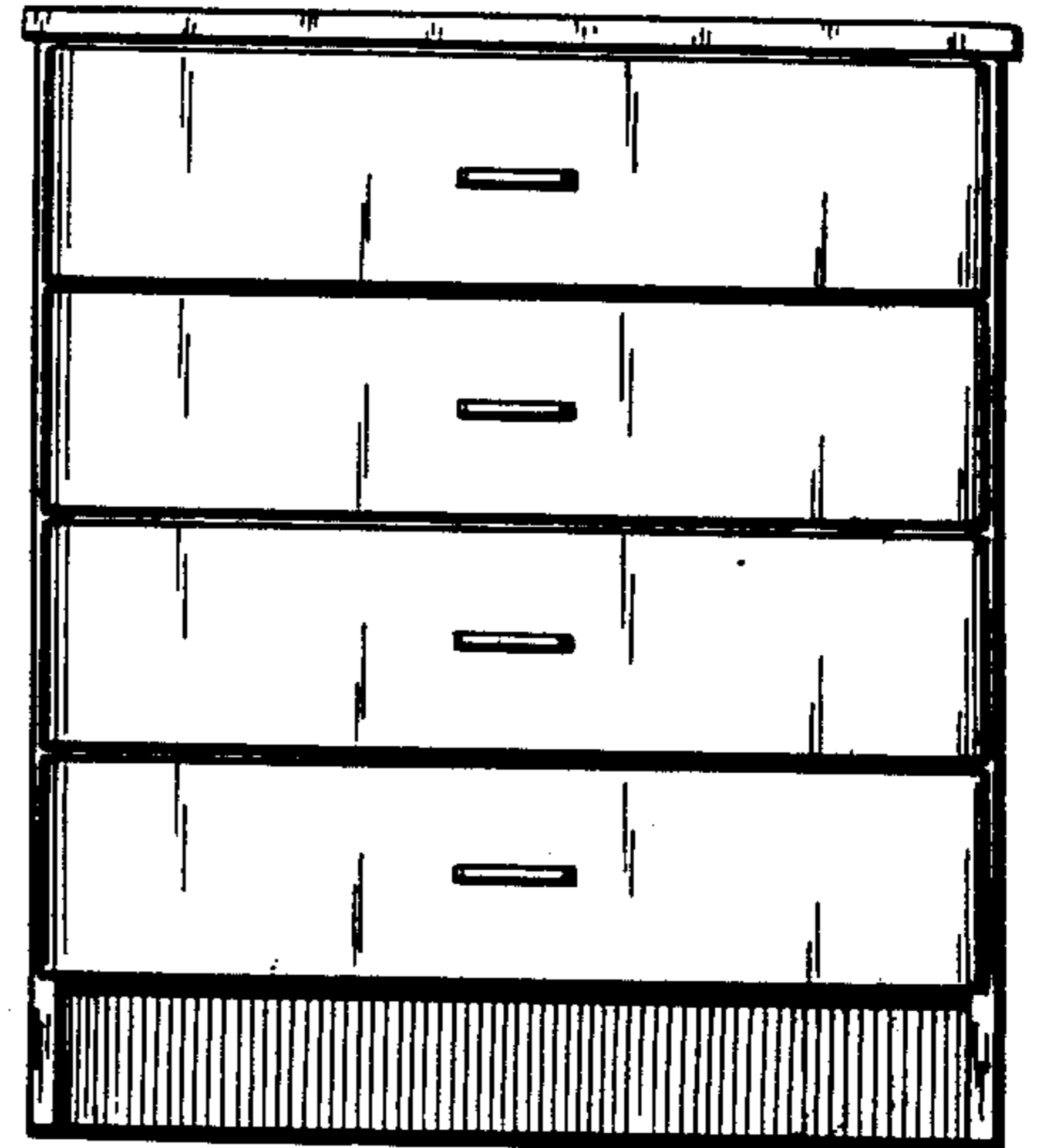


FIG. 4




FIG. 3




FIG. 7




FIG. 5




FIG. 6

