

[54] **RAIL**

[76] **Inventor:** Ernst F. Schindele, 505 W. Hill Rd., Stamford, Conn. 06905

[**] **Term:** 14 Years

[21] **Appl. No.:** 791,564

[22] **Filed:** Apr. 27, 1977

[51] **Int. Cl.** D25—01

[52] **U.S. Cl.** D25/78; D25/74; D25/77

[58] **Field of Search** 256/24, 59, 60, 61, 256/62, 63, 64, 65, 66, 67, 68; D25/38, 39, 42, 43, 44, 74, 75, 73, 76, 77, 78, 79

[56]

References Cited

U.S. PATENT DOCUMENTS

3,228,646 1/1966 Hinrichs et al. D25/77 X
3,534,517 10/1970 Kann D25/75 X

OTHER PUBLICATIONS

Sweet's Architectural Catalog File, 1976, section 5.11/B, p. R124, rail at center.

Primary Examiner—A. Hugo Word
Attorney, Agent, or Firm—Joseph Levinson

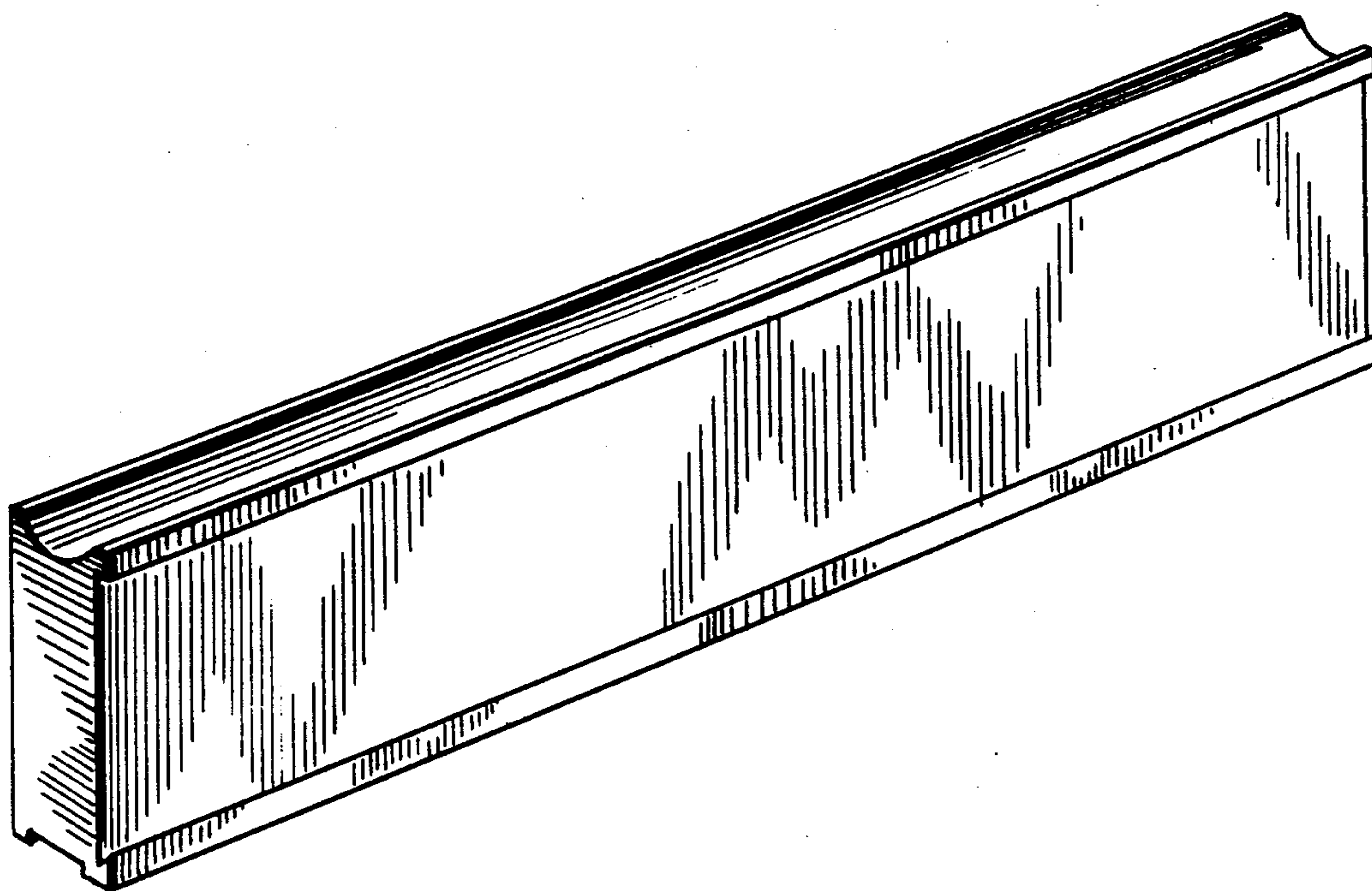
[57]

CLAIM

The ornamental design for a rail, as shown and described.

DESCRIPTION

FIG. 1 is an isometric view of the rail of my new design; FIG. 2 is a top plan view thereof; FIG. 3 is a side or end elevational view thereof; FIG. 4 is a front elevational view thereof; and FIG. 5 is a bottom view thereof.



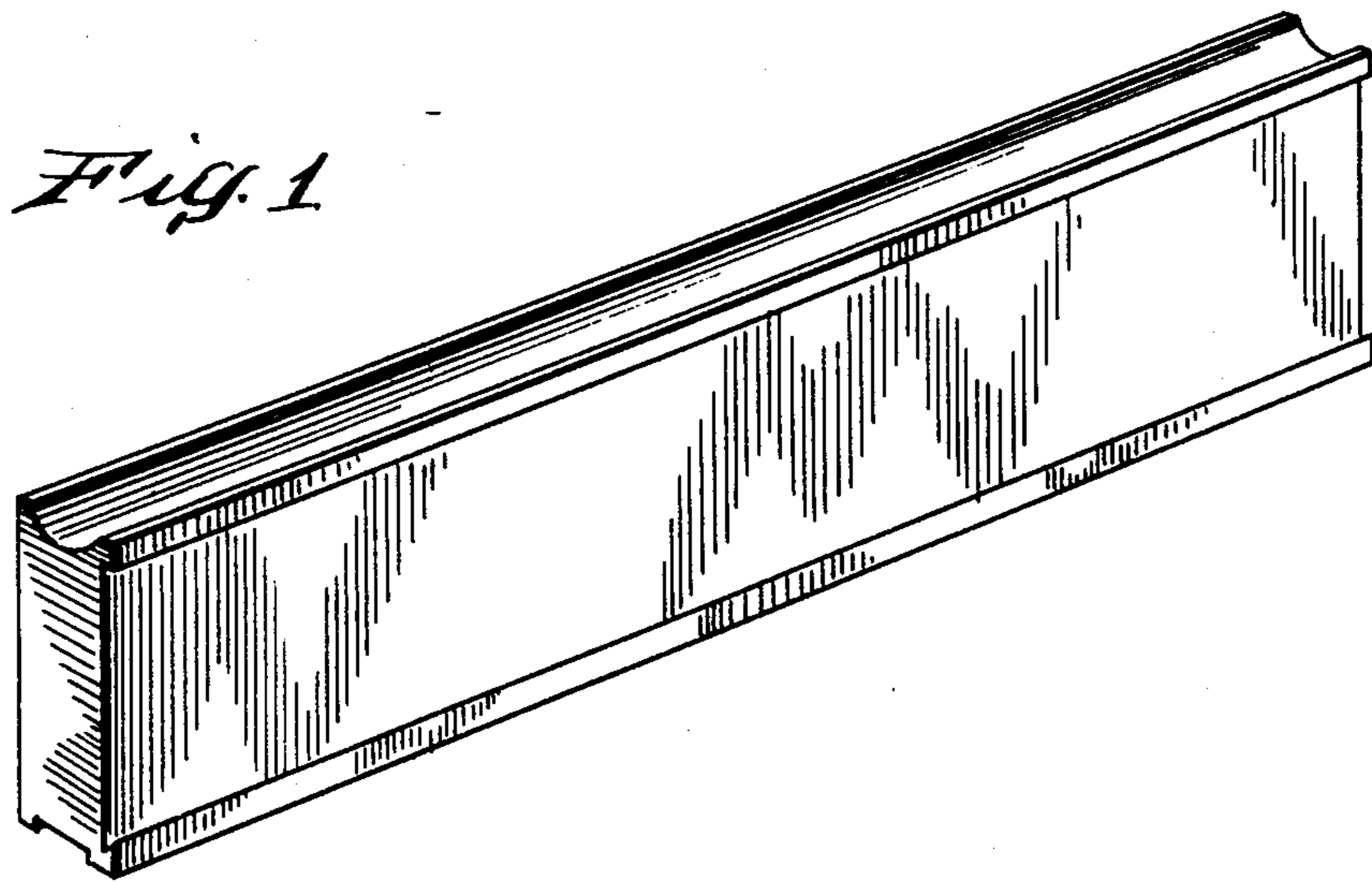


Fig. 2.




Fig. 3.



Fig. 4.

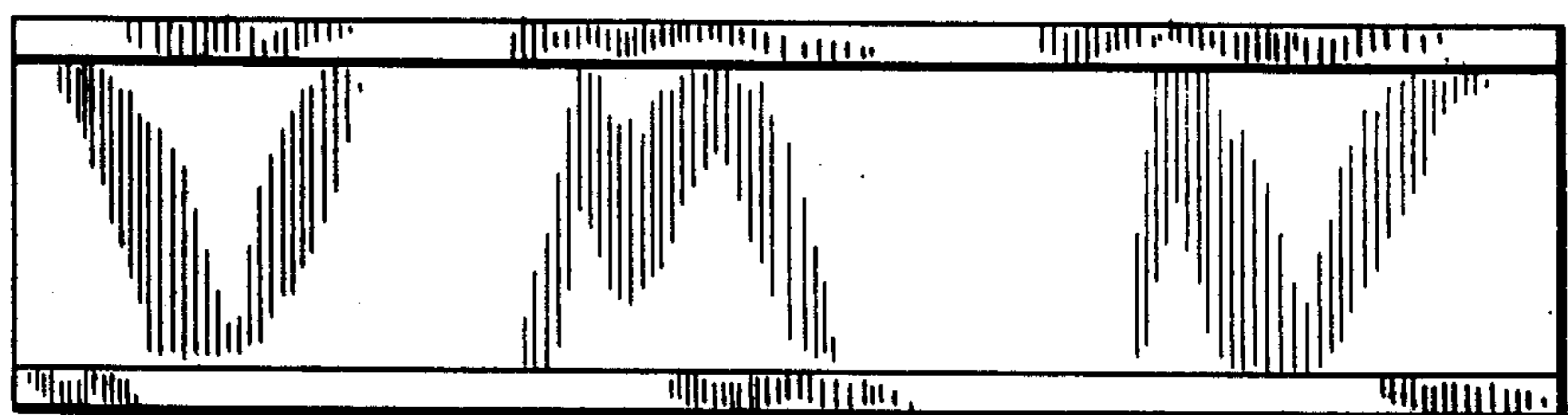


Fig. 5.

