

[54] CONSOLE ATTENDANT TELEPHONE OR SIMILAR ARTICLE

[75] Inventors: Rudolf Knoll, Berg; Herbert Krämer, Fürstfeldbruck; Wolfgang Münscher, Munich; Ludwig Nieberl, Germering, all of Fed. Rep. of Germany

[73] Assignee: Siemens Aktiengesellschaft, Munich, Fed. Rep. of Germany

[**] Term: 14 Years

[21] Appl. No.: 767,767

[22] Filed: Feb. 11, 1977

[30] Foreign Application Priority Data

Aug. 17, 1976 [DE] Fed. Rep. of Germany 810720

[51] Int. Cl. D14-03

[52] U.S. Cl. D14/58; D14/53

[58] Field of Search 179/90 AN, 5.5, 18 AD, 179/100 D, 178, 179, 100 L, 91 R; D14/53, 52, 58

[56] References Cited

U.S. PATENT DOCUMENTS

D. 216,428	1/1970	Bearse	D14/58
D. 225,237	11/1972	Lepoix	D14/58
D. 232,365	8/1974	Churchill et al.	D14/58
D. 246,042	10/1977	Fossella et al.	D14/53
3,787,626	1/1974	Subieta	179/90 AN
3,819,870	6/1974	Singhi	179/26
4,063,046	12/1977	Schiffman et al.	179/90 AN

Primary Examiner—Bernard Ansher
Attorney, Agent, or Firm—William E. Schuyler, Jr.

[57] CLAIM

The ornamental design for a console attendant telephone or similar article, as shown and described hereinabove.

DESCRIPTION

FIG. 1 is a top perspective view as seen from the right-hand side of the attendant telephone of our invention. FIG. 2 is a rear elevational view of the FIG. 1 embodiment.

FIG. 3 is a side elevational view of the left-hand side of the FIG. 1 embodiment.

FIG. 4 is a bottom elevational view of the FIG. 1 embodiment.

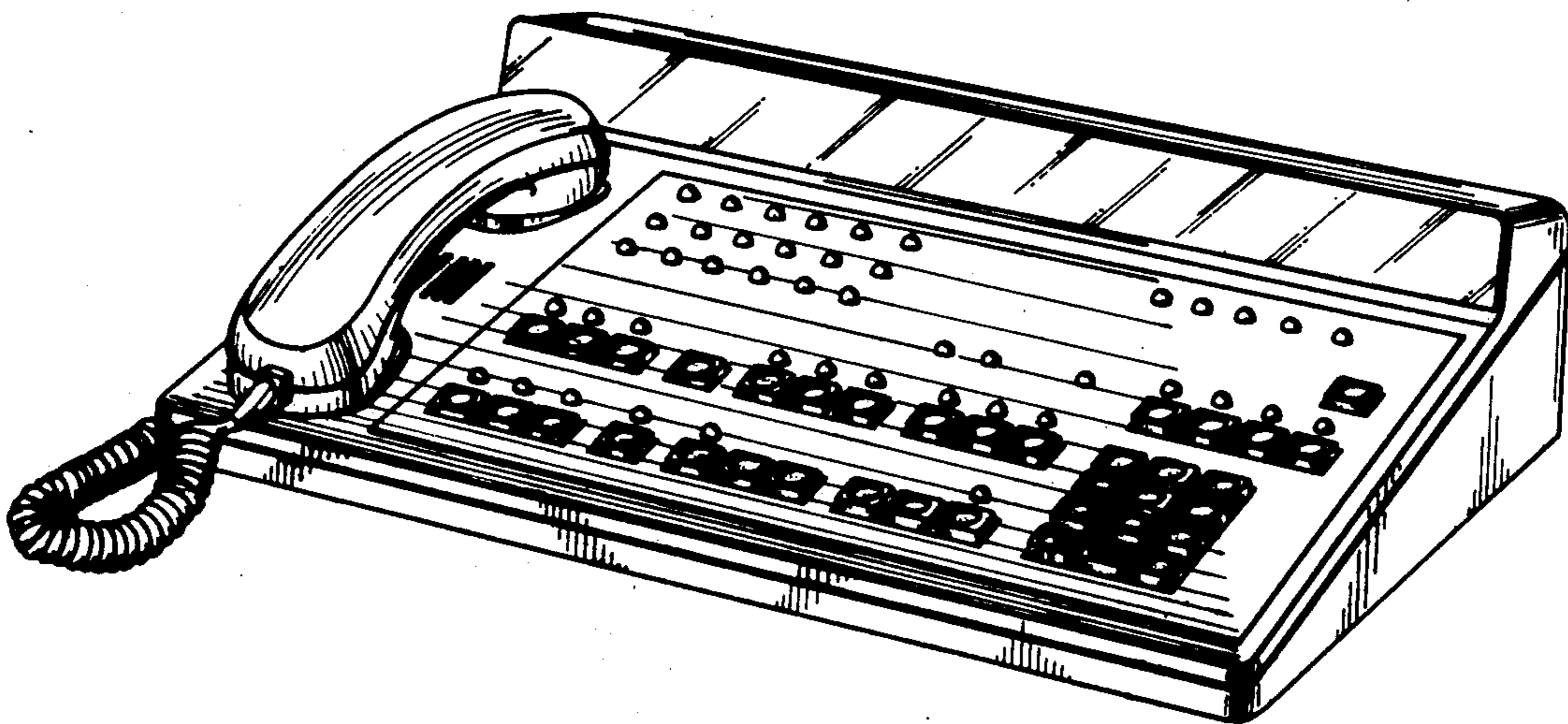


Fig.1

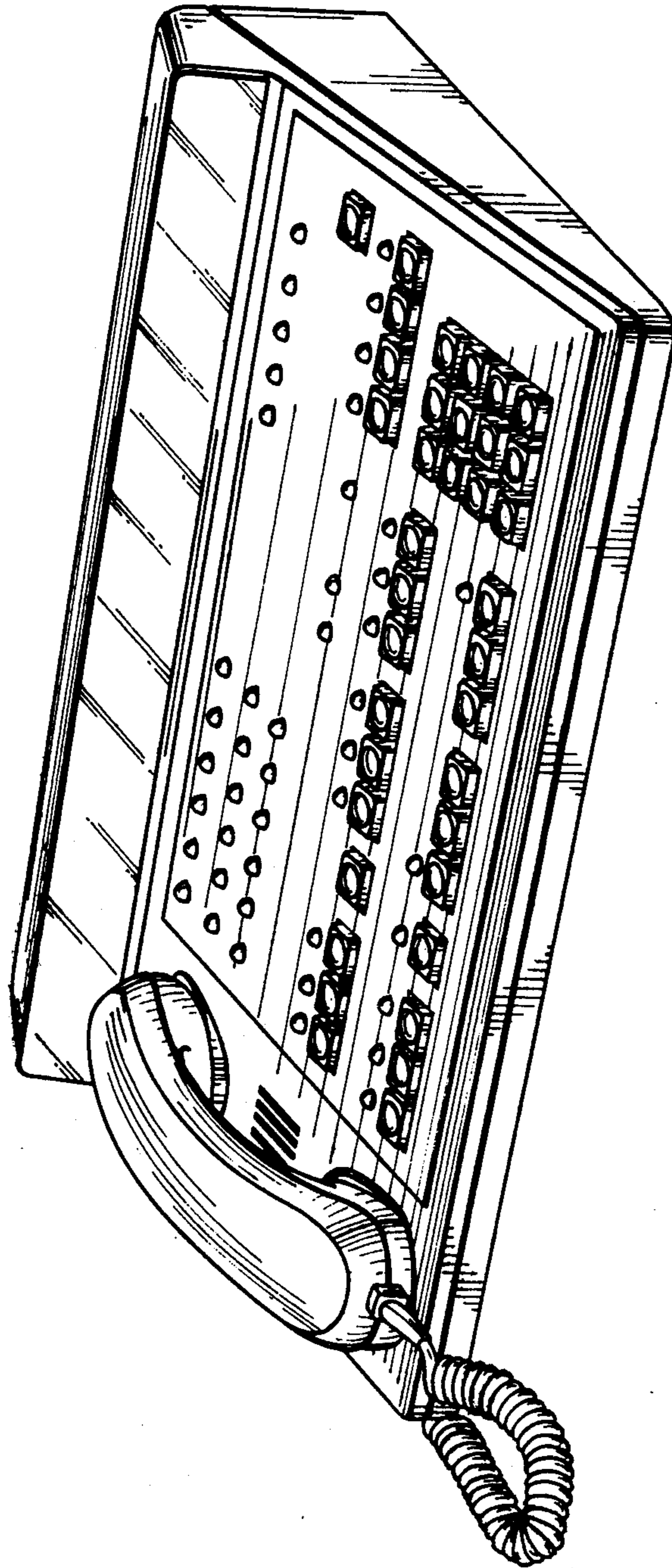


Fig. 2




Fig.3

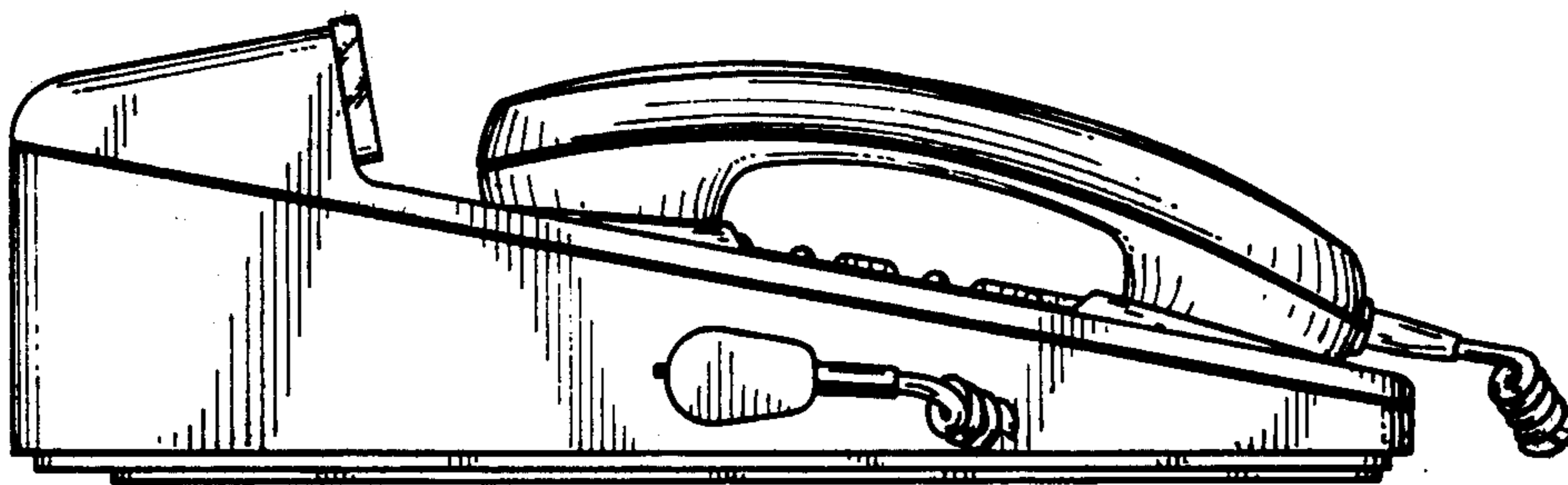


Fig.4

