

[54] WRIST WATCH

[75] Inventor: Eugene J. Sulek, Plano, Tex.

[73] Assignee: Texas Instruments Incorporated, Dallas, Tex.

[\*\*] Term: 14 Years

[21] Appl. No.: 802,343

[22] Filed: Jun. 1, 1977

[51] Int. Cl. .... D10-02

[52] U.S. Cl. .... D10/32; D10/38

[58] Field of Search .... D10/30, 31, 32, 38, D10/39; D11/3-6, 12, 15, 19, 21; 58/88 R, 88 G, 53-56, 58, 50 R, 23 R

[56] References Cited

U.S. PATENT DOCUMENTS

D. 141,753	7/1945	DuBois	.....	D11/3
D. 154,455	7/1949	Bender	.....	D11/21
D. 171,462	2/1954	Rodriguez	.....	D11/21
D. 196,930	11/1963	Gandelman	.....	D11/21
D. 243,930	4/1977	Cruse	.....	D10/38
D. 245,766	9/1977	Cruse	.....	D10/38
D. 248,547	7/1978	Fernando	.....	D10/32

2,518,163 8/1950 Megar ..... D10/32 X

OTHER PUBLICATIONS

Jeweler's Circular-Keystone-10/75-p. 9-watches at top.

European Jeweler-4/73-p. 110-watch at bottom right.

Jeweler's Circular-Keystone-8/75-p. 161-watches at bottom.

Home Furnishings Daily-6/14/76-p. 45-watch at left #1500.

Primary Examiner-Nelson C. Holtje

Attorney, Agent, or Firm-Harold Levine

[57] CLAIM

The ornamental design for a wrist watch, substantially as shown and described.

DESCRIPTION

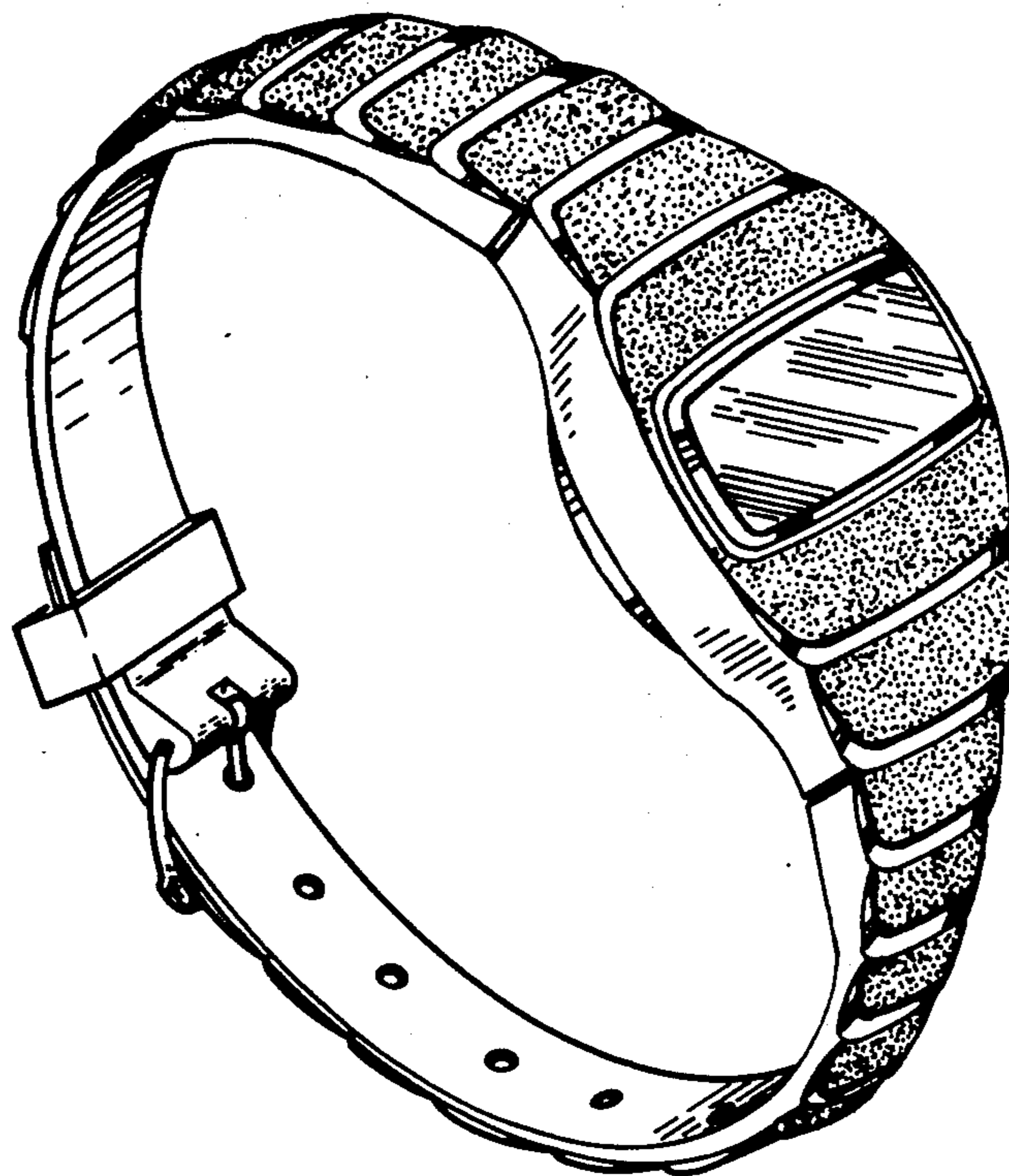
FIG. 1 is a top left perspective view of a wristwatch showing my new design;

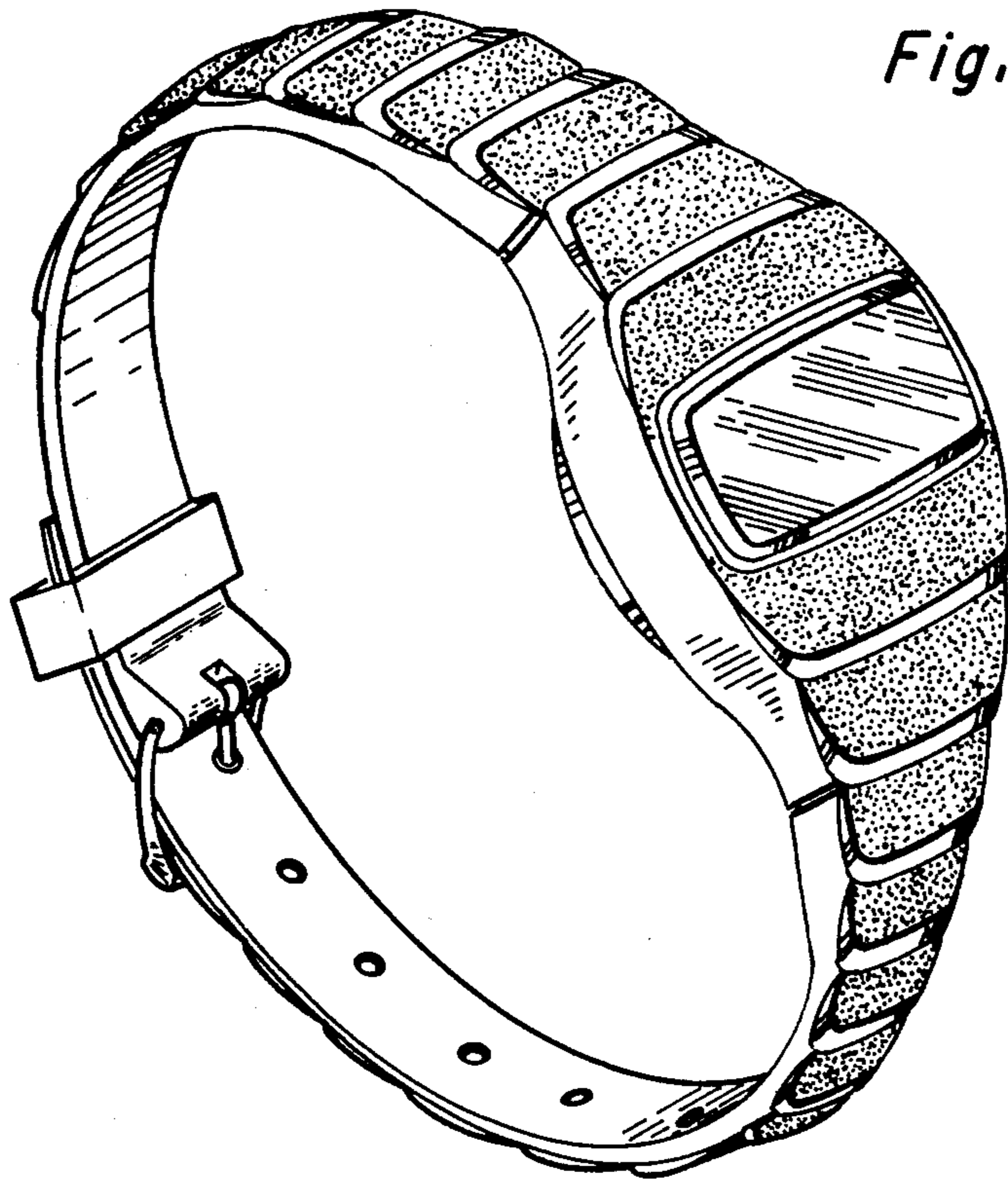
FIG. 2 is a front elevational view thereof, the rear elevation being substantially a mirror image thereto;

FIG. 3 is a top plan view thereof;

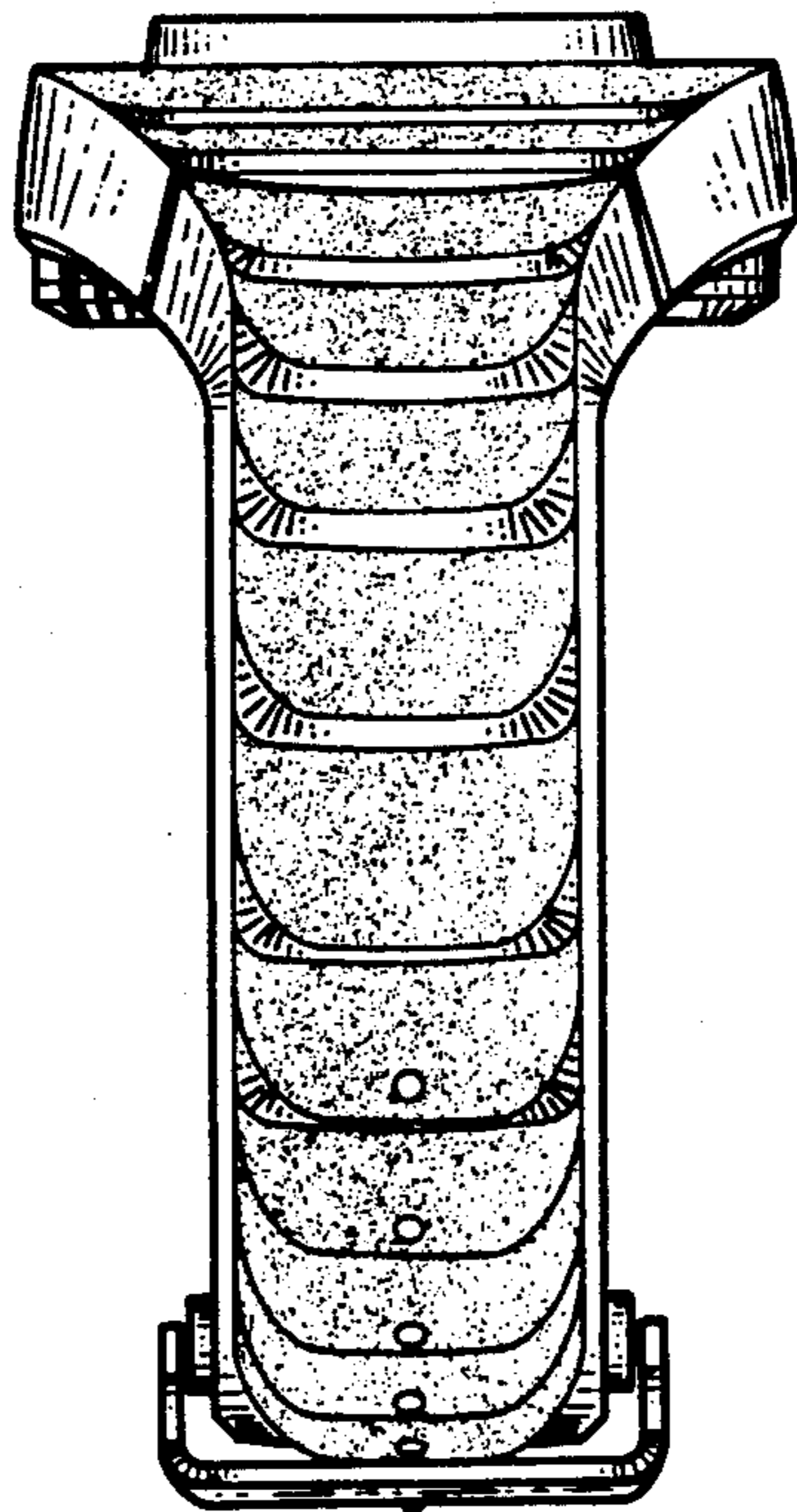
FIG. 4 is a left side elevational view thereof, the right side being substantially a mirror image thereto.

The back of the wristwatch is plain and conventional.

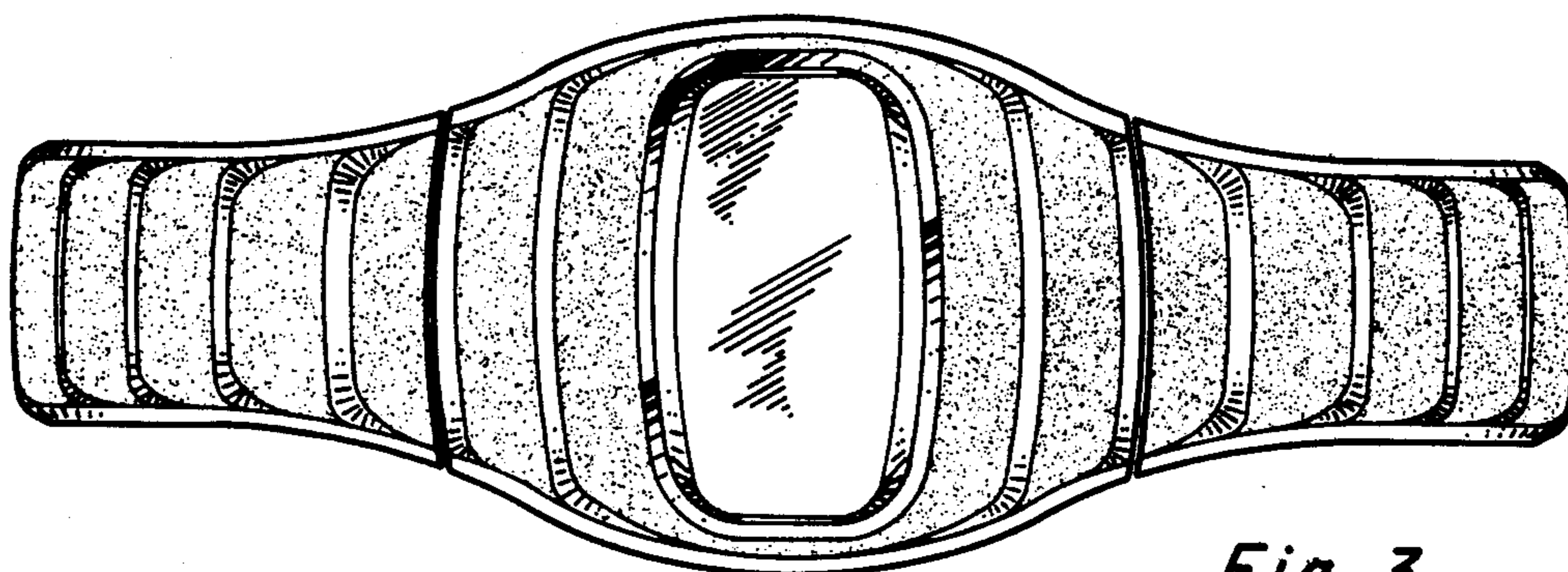




*Fig. 1*



*Fig. 2*



*Fig. 3*

*Fig. 4*

