

[54] **ELECTRICAL WIRE CONNECTOR**

[75] Inventor: **James B. Hutton, Dubuque, Iowa**

[73] Assignee: **Blackhawk Industries, Inc., Winfield, Ala.**

[**] Term: **14 Years**

[21] Appl. No.: **793,796**

[22] Filed: **May 4, 1977**

[51] Int. Cl. **D13-03**

[52] U.S. Cl. **D13/24**

[58] Field of Search **D13/12, 13, 24, 26; 339/95 D, 102 R; 174/65 G, 65 R, 152 R, 153 G, 152 G; 248/56**

[56]

References Cited

U.S. PATENT DOCUMENTS

2,044,444	6/1936	Pond	174/65 R
3,300,163	1/1967	Randolph	174/65 G X
3,472,541	10/1969	Hulten	248/56 X
4,046,445	9/1977	Anhalt	339/95 D

Primary Examiner—Susan J. Lucas
Attorney, Agent, or Firm—James C. Nemmers

[57]

CLAIM

The ornamental design for an electrical wire connector, as shown.

DESCRIPTION


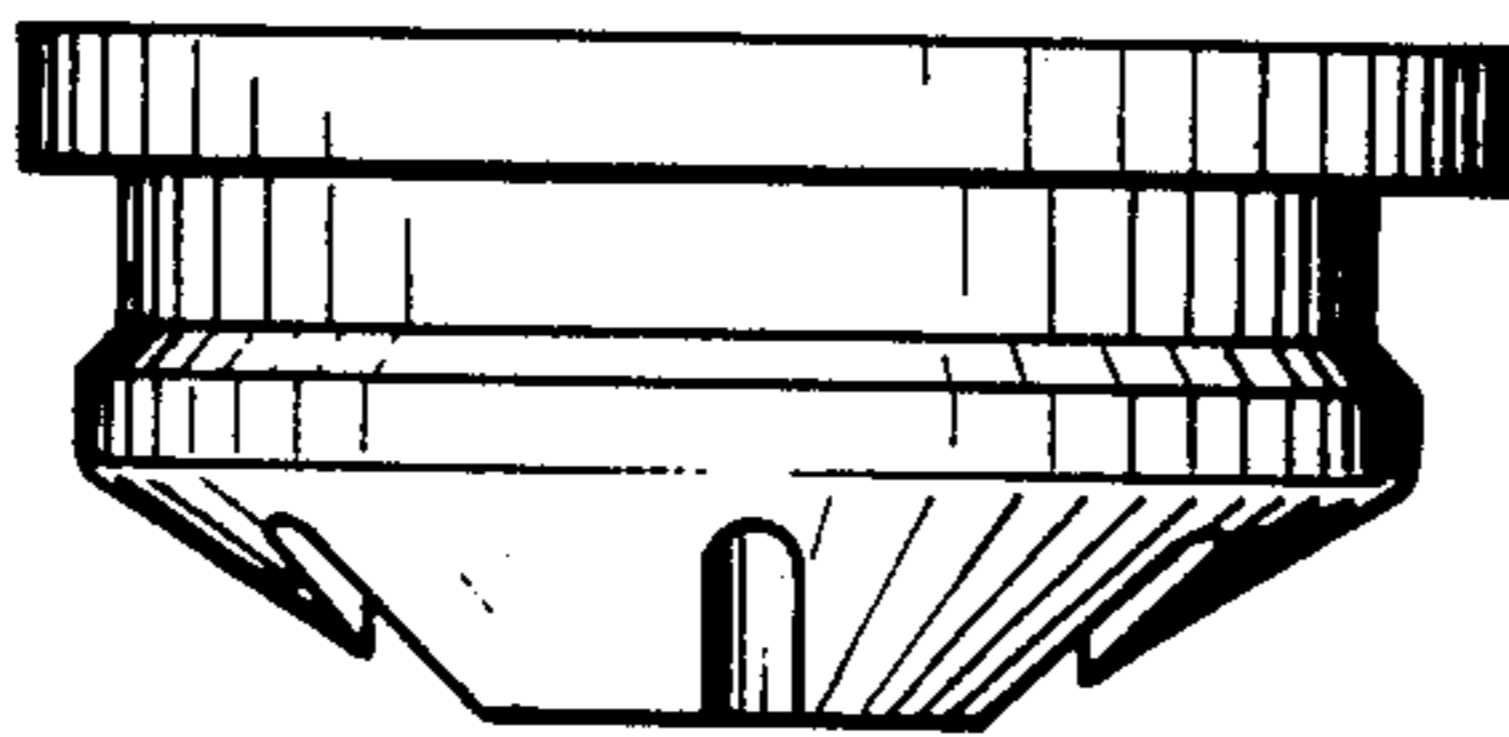
FIG. 1 is a top side view of my design for an electrical wire connector;

FIG. 2 is a left side view of my design;

FIG. 3 is a top plan view of the design;

FIG. 4 is a right side view of my design; and

FIG. 5 is a bottom plan view of my design.



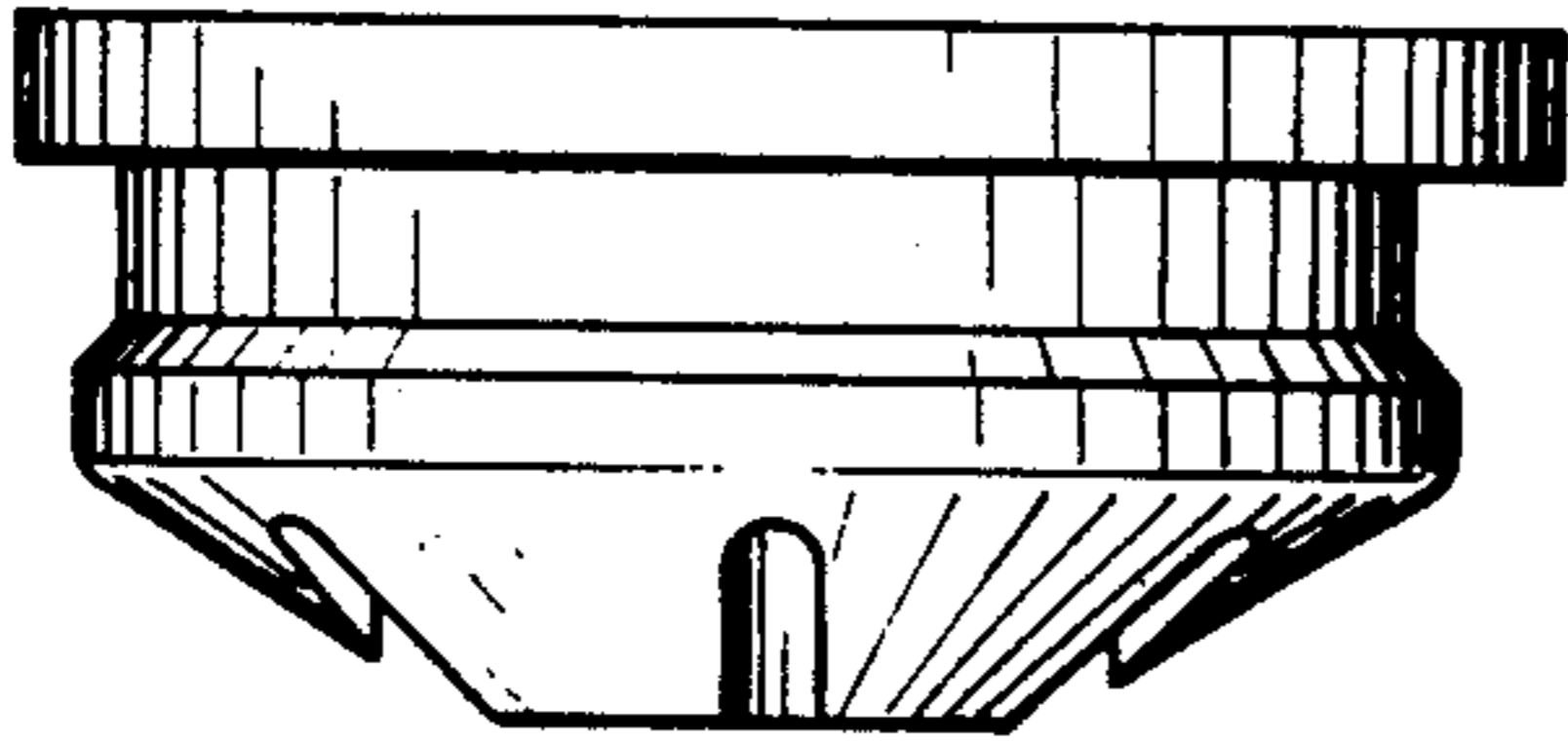


FIG 1




FIG 2




FIG 3




FIG 4




FIG 5