

[54] FENCE SUPPORTABLE DECORATION OR SIMILAR ARTICLE

D. 202,276 9/1965 Smith D11/160 X
D. 232,960 9/1974 Kever D34/15 W
1,860,895 5/1932 Marx D34/15 AD

[76] Inventor: Winton J. Canfield, 7703 Peekskill, Houston, Tex. 77075

Primary Examiner—Louis S. Zarfes
Attorney, Agent, or Firm—Donald Gunn

[**] Term: 14 Years

[21] Appl. No.: 812,008

[57] CLAIM

[22] Filed: Jun. 30, 1977

The ornamental design for a fence supportable decoration or similar article, as shown and described.

[51] Int. Cl. D11-02

DESCRIPTION

[52] U.S. Cl. D11/160; D11/136; D21/173

[58] Field of Search D34/4 A, 15 AD, 4 R; D11/53-55, 83, 101, 102, 104, 135, 136, 160; 428/13, 15, 16

FIG. 1 is a perspective view of a fence supportable decoration or similar article showing my new design; FIG. 2 is an edge elevational view of the head portion taken on line 2-2 of FIG. 1;

[56] References Cited

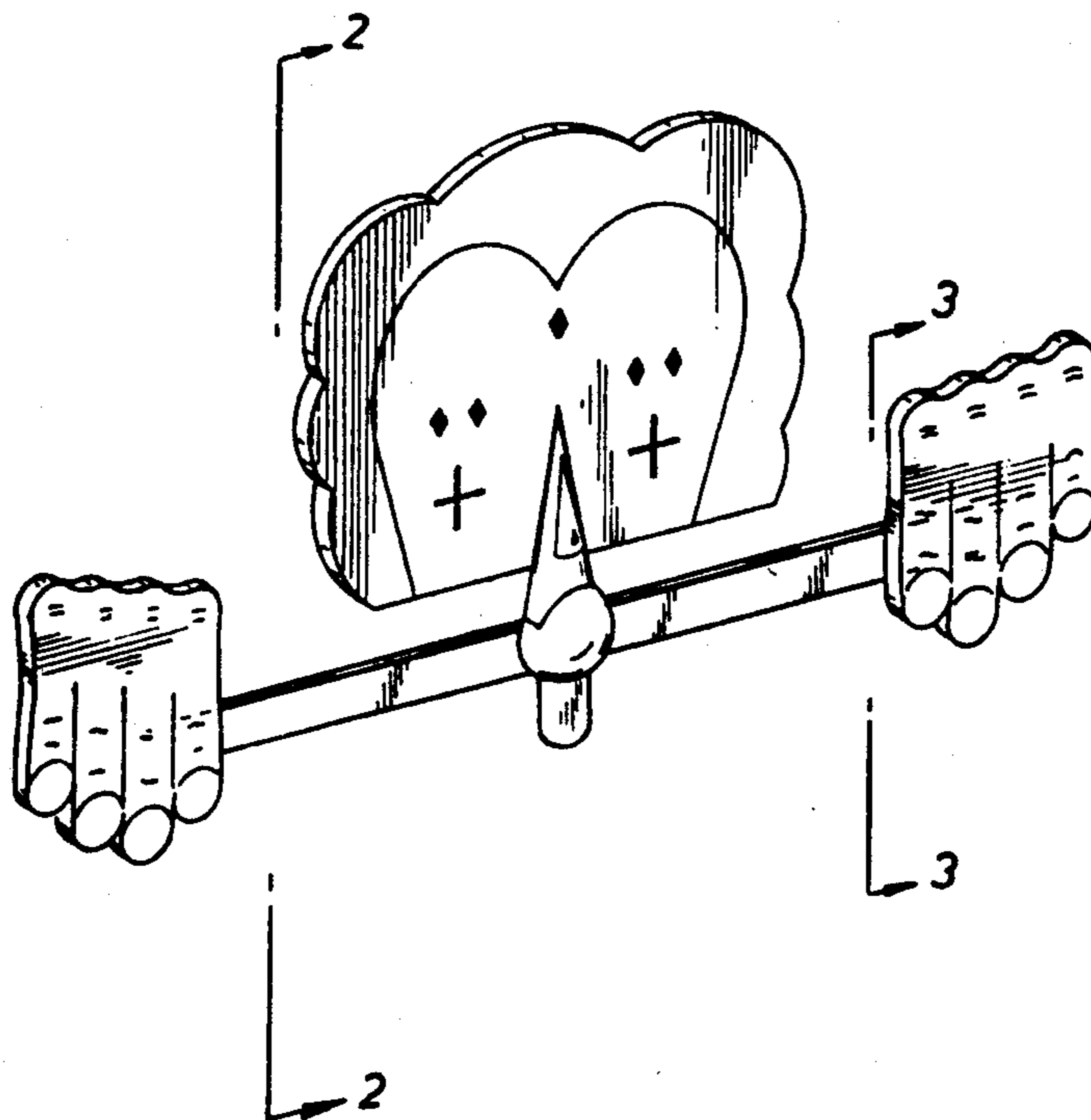
U.S. PATENT DOCUMENTS

D. 143,630 1/1946 Silverman D6/85 X
D. 171,460 2/1954 Reitzer D11/55 X

FIG. 3 is an edge elevational view taken on line 3-3 of FIG. 1; and

FIG. 4 is a rear elevational view.

The decoration or similar article is a face and pair of hands; adapted to be supported on a fence which does not comprise any part of the disclosure.



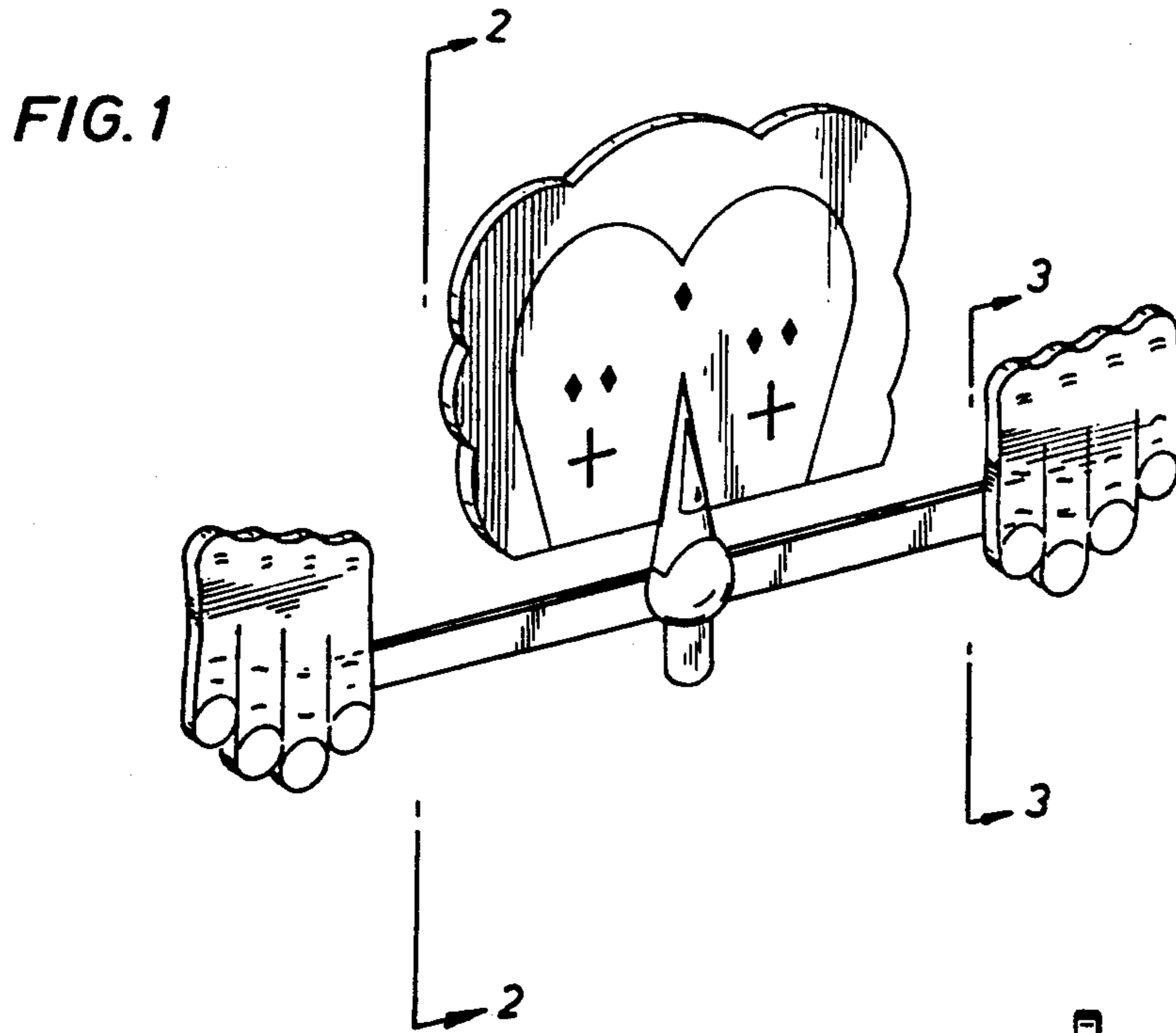


FIG. 2

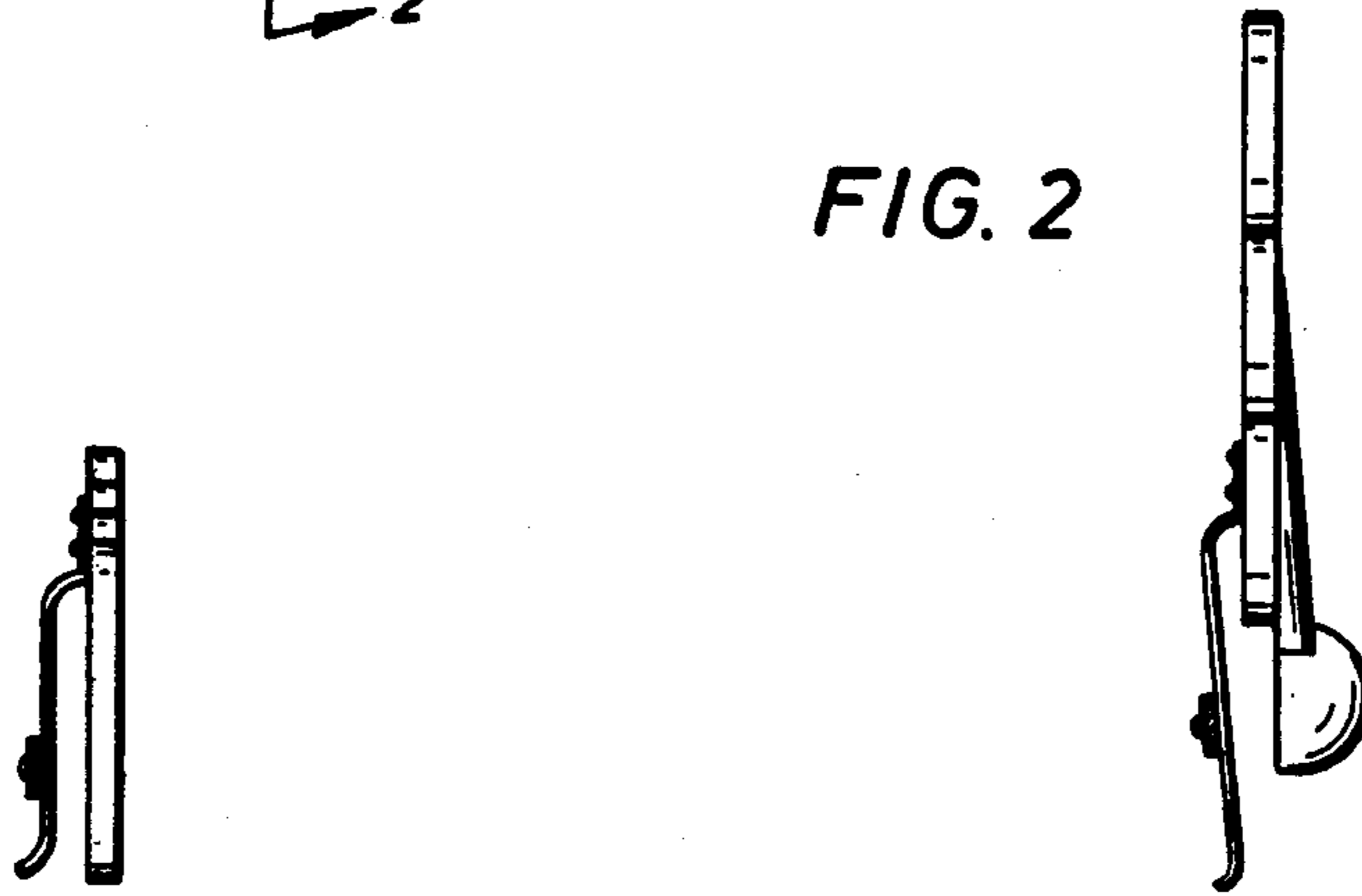


FIG. 3



FIG. 4

