

[54] **TRADE EXHIBIT STRUCTURE AND LIGHTING THEREFOR**

[75] **Inventors:** Henry A. Pohs, Denver; Thomas L. Davis, Aurora, both of Colo.

[73] **Assignee:** Gardner-Denver Company, Dallas, Tex.

[\*\*] **Term:** 14 Years

[21] **Appl. No.:** 821,676

[22] **Filed:** Aug. 4, 1977

[51] **Int. Cl.** ..... D20—02

[52] **U.S. Cl.** ..... D6/20; D6/139; D25/58

[58] **Field of Search** ..... D6/20, 85, 167, 139; 362/125, 126, 151; 312/223; 211/13; D11/157; D73/1 R; D34/15 FF; D96/12 K; D19/59; D25/58; 52/64

[56] **References Cited**

**U.S. PATENT DOCUMENTS**

D. 174,195 3/1955 Reising ..... D11/157

D. 229,526 12/1973 Saidel ..... D6/167  
 D. 246,009 10/1977 Tanikawa ..... D73/1 R  
 D. 248,936 8/1978 Lohan ..... D11/157  
 4,043,086 8/1977 Kaulfuss ..... D25/58

**OTHER PUBLICATIONS**

Wittek Golf Range Supply Co. 1966 Cat., p. 29, Trophy L.

*Primary Examiner*—Wallace R. Burke

*Assistant Examiner*—B. J. Bullock

*Attorney, Agent, or Firm*—Michael E. Martin

[57] **CLAIM**

The ornamental design for a trade exhibit structure and lighting therefor, as described and shown.

**DESCRIPTION**

FIG. 1 is a front elevation view of a trade exhibit structure and lighting therefor showing our new design;



FIG. 2 is a side elevation view;

FIG. 3 is a back elevation view; and,

FIG. 4 is a top plan view.

The side opposite to the side shown in FIG. 2 is similarly ornamented.

The bottom is unornamented.



48  
46  
7/92




FIG 4



FIG 1




FIG 2




FIG 3