

[54] MOBILE RADIO TRANSMITTER-RECEIVER

[75] Inventors: James A. Root; Jacque F. Klein, both of Orlando, Fla.

[73] Assignee: Scope Incorporated, Reston, Va.

[\*\*] Term: 14 Years

[21] Appl. No.: 778,557

[22] Filed: Mar. 17, 1977

[51] Int. Cl. .... D14-03

[52] U.S. Cl. .... D14/68; D14/7; D14/95

[58] Field of Search ..... D14/1, 6, 7, 52, 68-76, D14/95, 99

[56] References Cited

U.S. PATENT DOCUMENTS

D. 153,881	5/1949	Kress	.....	D14/75
D. 221,555	8/1971	Krolopp	.....	D14/68
D. 244,697	6/1977	Tokiyama	.....	D17/71 X

OTHER PUBLICATIONS

Giant Showcase Gift & Jewelry cat. '75-'76, p. 296, Item "G", #686980, \$1995.

Primary Examiner—Joel Stearman

Assistant Examiner—J. Corrigan


Attorney, Agent, or Firm—John E. Benoit

[57] CLAIM

The ornamental design for a mobile radio transmitter-receiver, as shown and described.

DESCRIPTION

FIG. 1 is a front elevational view of a mobile radio transmitter-receiver showing our new design; FIG. 2 is a rear elevational view; FIG. 3 is a right side elevational view; FIG. 4 is a left side elevational view; FIG. 5 is a top plan view; FIG. 6 is a bottom plan view; and FIG. 7 is a fragmentary view of a portion of the left side of the front, centered recess.



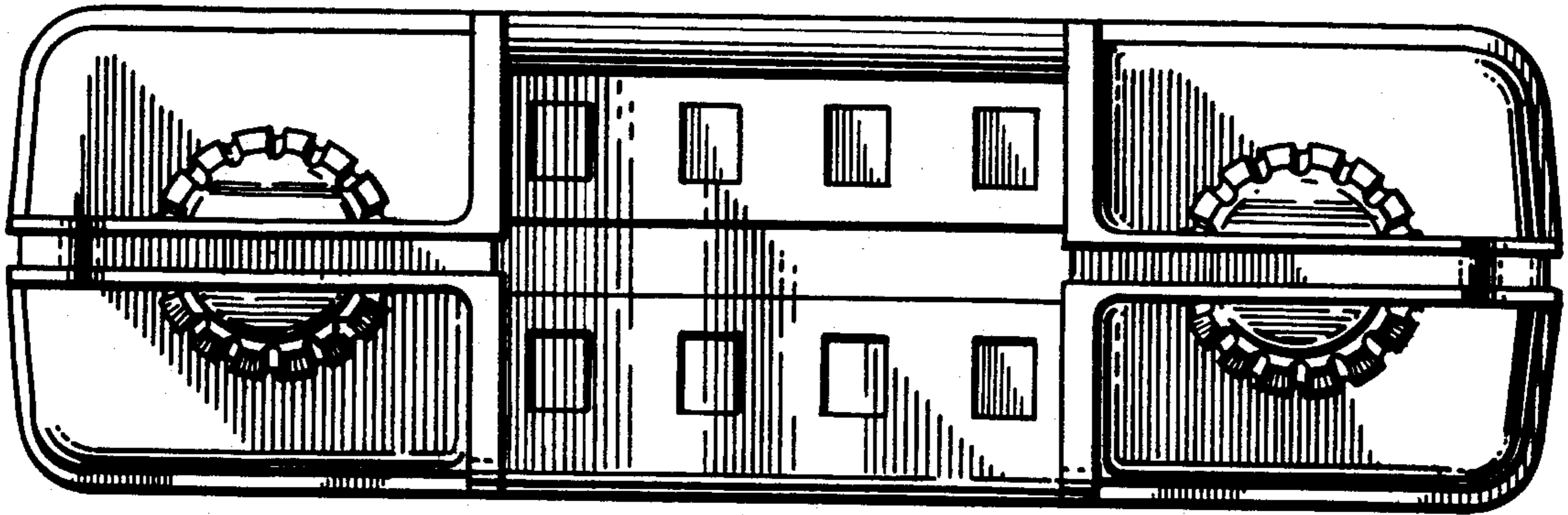


FIG. 1




FIG. 7

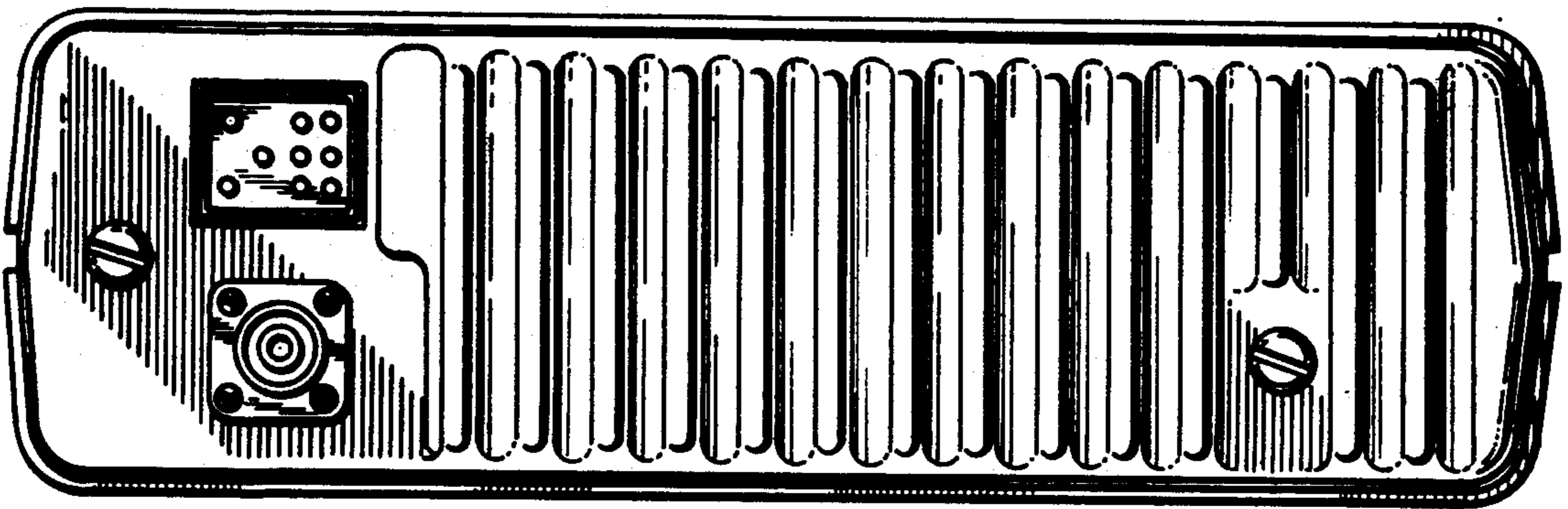


FIG. 2

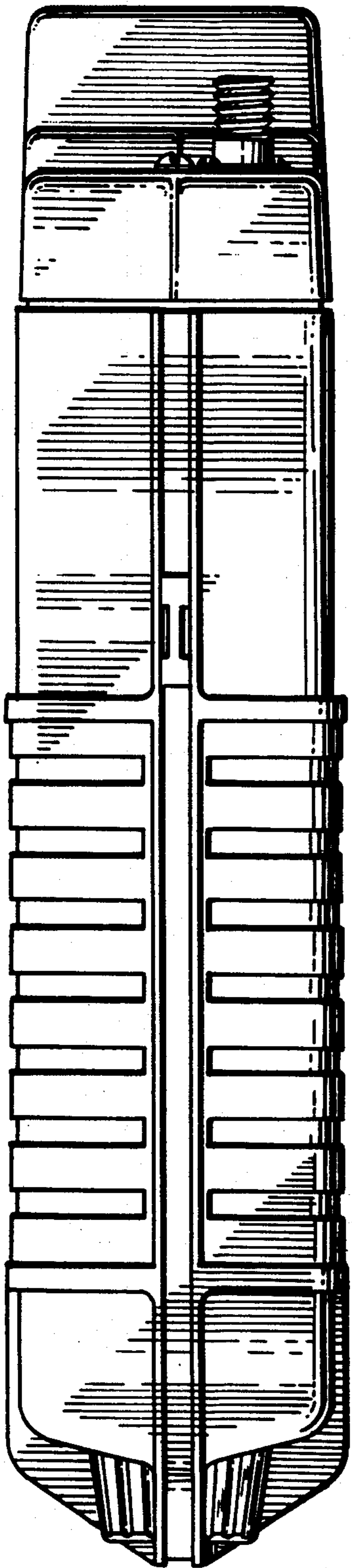


FIG. 3

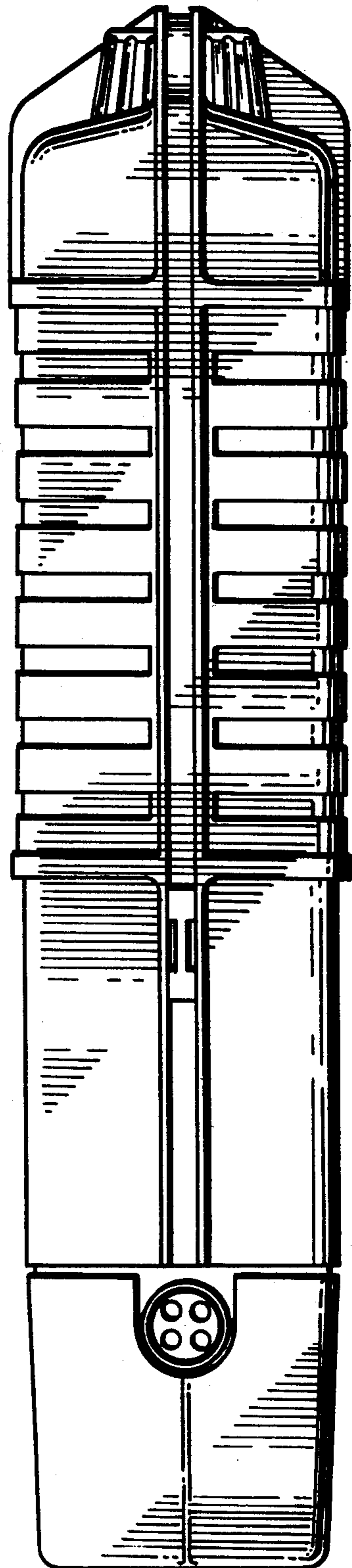


FIG. 4

FIG. 5




FIG. 6

