

[54] **PLANTER AND SUPPORT THEREFOR**

[76] **Inventor:** James W. Hart, Bar H Ranch, Rte. 3, Sealy, Tex. 77474

[**] **Term:** 14 Years

[21] **Appl. No.:** 826,328

[22] **Filed:** Aug. 22, 1977

Related U.S. Application Data

[63] Continuation-in-part of Ser. No. 726,859, Jan. 27, 1977, Pat. No. Des. 247,165.

[51] **Int. Cl.** D11-02

[52] **U.S. Cl.** D11/144; D11/152

[58] **Field of Search** D11/143-146, D11/148, 152, 156, 164; D7/4, 11, 13-15, 23, 29; D48/2; 47/41 R, 41 SS, 41.11, 41.12, 47, 66, 69, 71, 72, 80, 83, 85-87

[56] **References Cited**

U.S. PATENT DOCUMENTS

2,152,869 4/1939 Campbell 47/41.12
2,964,877 12/1960 Gauding 47/80

3,165,863 1/1965 Duran 47/47
3,354,580 11/1967 Amortegui 47/47
3,739,523 6/1973 Tuffli 47/47

Primary Examiner—Wallace R. Burke
Assistant Examiner—B. J. Bullock
Attorney, Agent, or Firm—James F. Weiler

[57] **CLAIM**

The ornamental design for a planter and support therefor, as shown and described.

DESCRIPTION

FIG. 1 is a front elevational view of a planter and support therefor showing my new design;

FIG. 2 is a top plan view of FIG. 1, the bottom being flat and unornamented;

FIG. 3 is a front elevational view of a second embodiment of the design of FIG. 1;

FIG. 4 is a front elevational view of a third embodiment of the design of FIG. 1.

The three embodiments are symmetrical, the configuration of the planter and support continuing uniformly around the circumference.

The support continues uniformly down to the base of the planter.

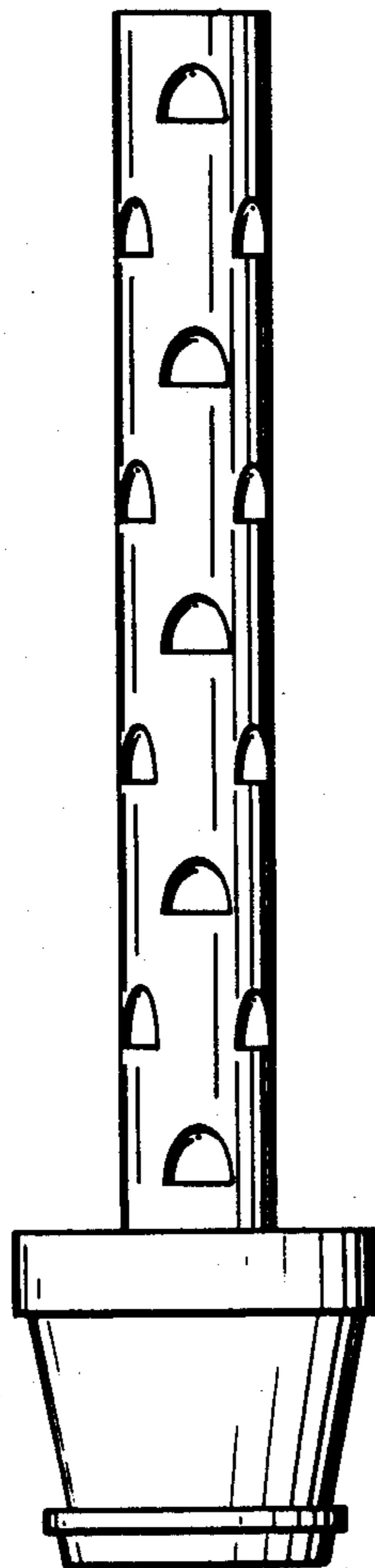


Fig. 1




Fig. 4

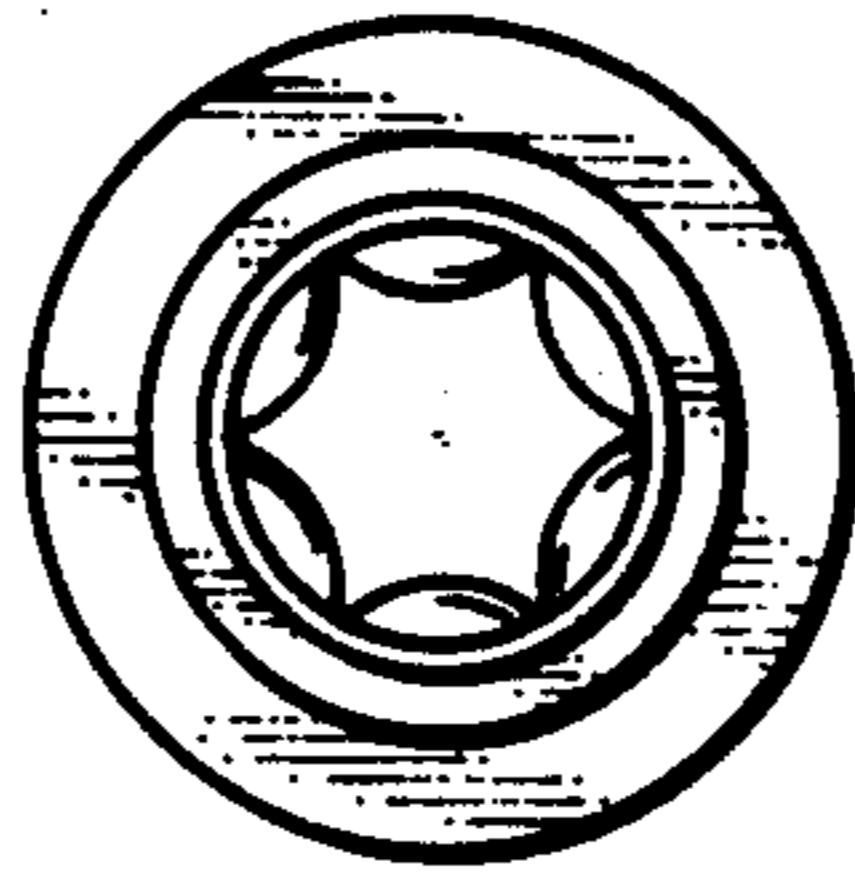


Fig. 2

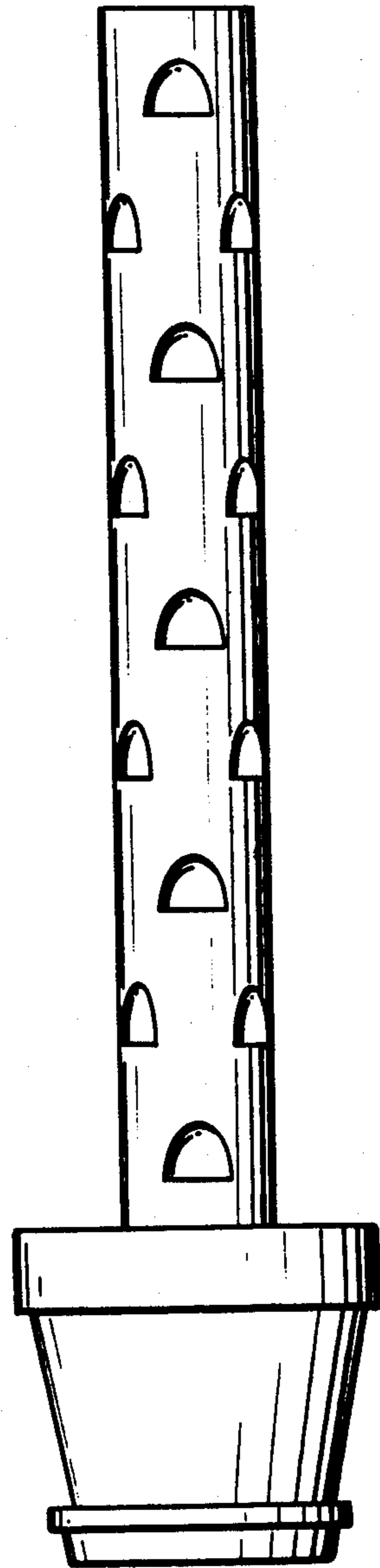


Fig. 3

