

[54] RACK FOR DISPLAYING CARPET SAMPLES

[76] Inventor: Kenneth J. Jennings, 2025 Quail Creek Dr., Lawrence, Kans. 66044

[**] Term: 14 Years

[21] Appl. No.: 815,610

[22] Filed: Jul. 14, 1977

[51] Int. Cl. D20-02

[52] U.S. Cl. D6/85

[58] Field of Search D6/20, 27-29, D6/85, 157, 180, 186, 188; 211/13, 27, 40, 44-46, 495, 50, 181, 182

[56] References Cited

U.S. PATENT DOCUMENTS

D. 163,891	7/1951	Miles	D6/186
1,899,935	3/1933	Best	211/45
2,880,879	4/1959	Best	211/45

3,905,480 9/1975 Grincerì 211/45


Primary Examiner—Wallace R. Burke
Assistant Examiner—B. J. Bullock
Attorney, Agent, or Firm—Gordon D. Schmidt

[57] CLAIM

The ornamental design for a rack for displaying carpet samples, substantially as shown and described.

DESCRIPTION

FIG. 1 is a perspective view showing one side, one end and top of rack for displaying carpet samples showing my new design;
FIG. 2 is a side elevational view showing opposite side of that shown in FIG. 1 thereof;
FIG. 3 is a vertical cross sectional view on line 3-3 of FIG. 2 thereof; and
FIG. 4 is a fragmentary, enlarged scale, elevational view showing the grill-like nature of certain panels forming a part thereof, as indicated by fragmentary cross-hatched shading in FIGS. 1 and 2.



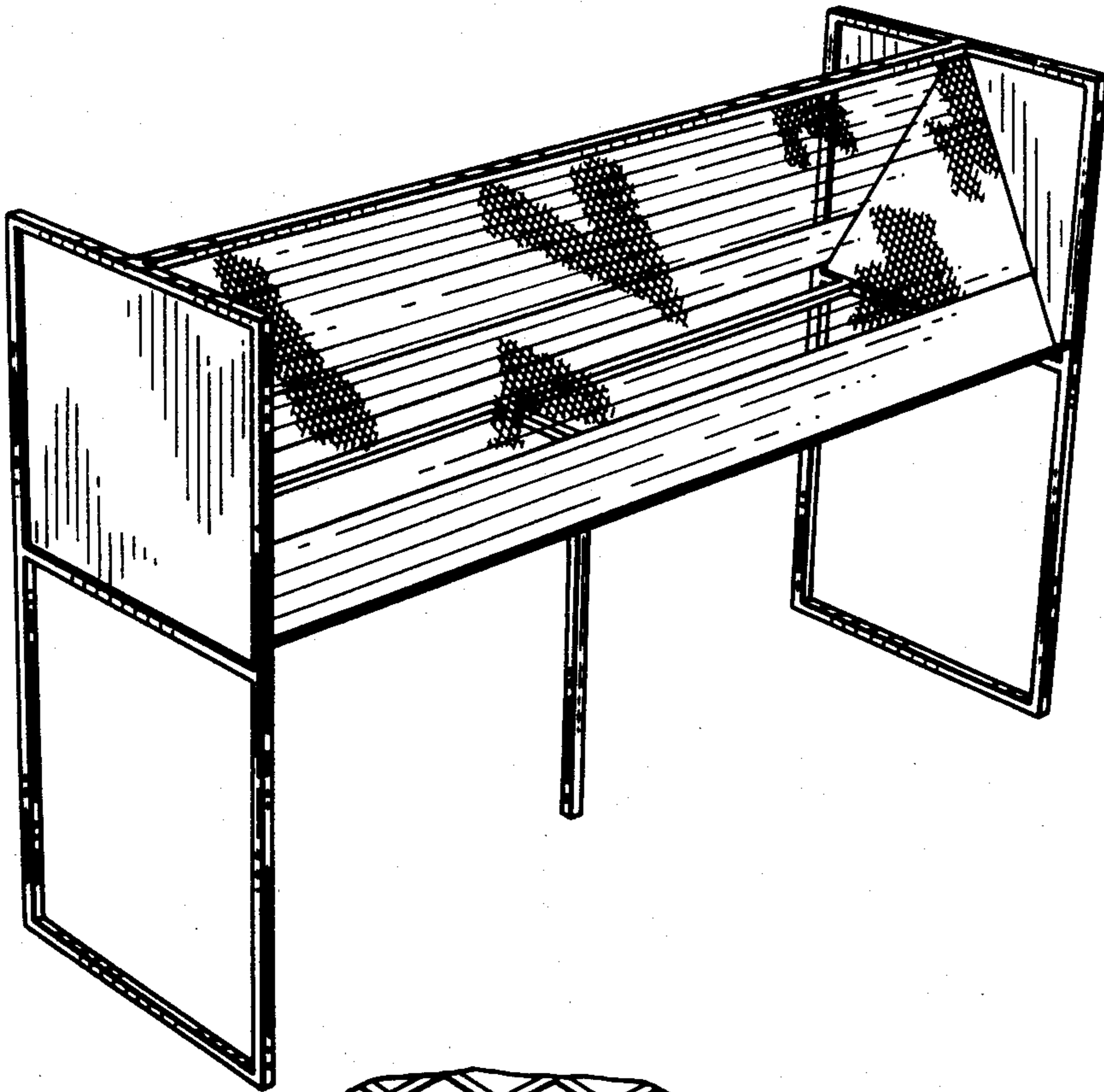


Fig. 1.

Fig. 4.

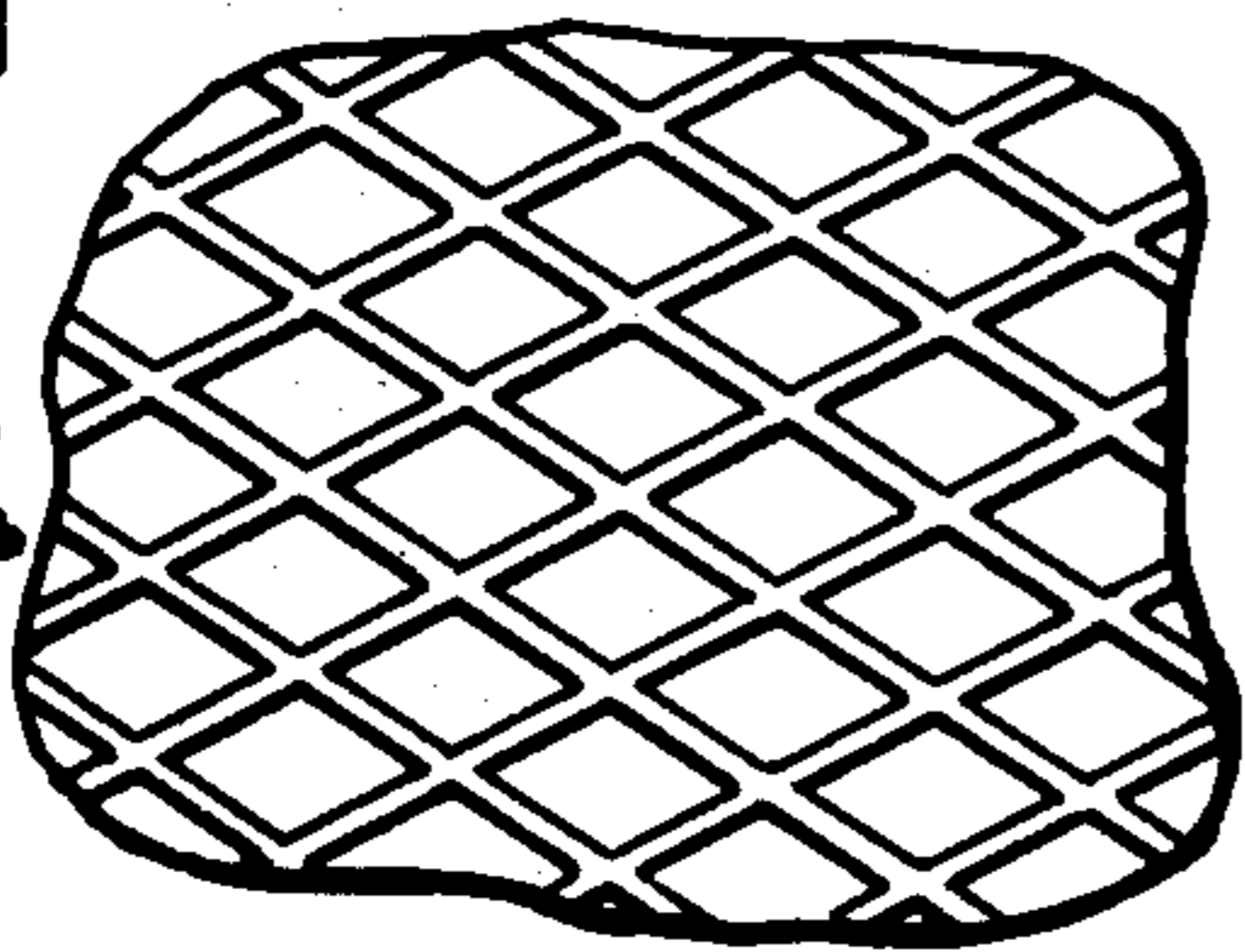


Fig. 3.

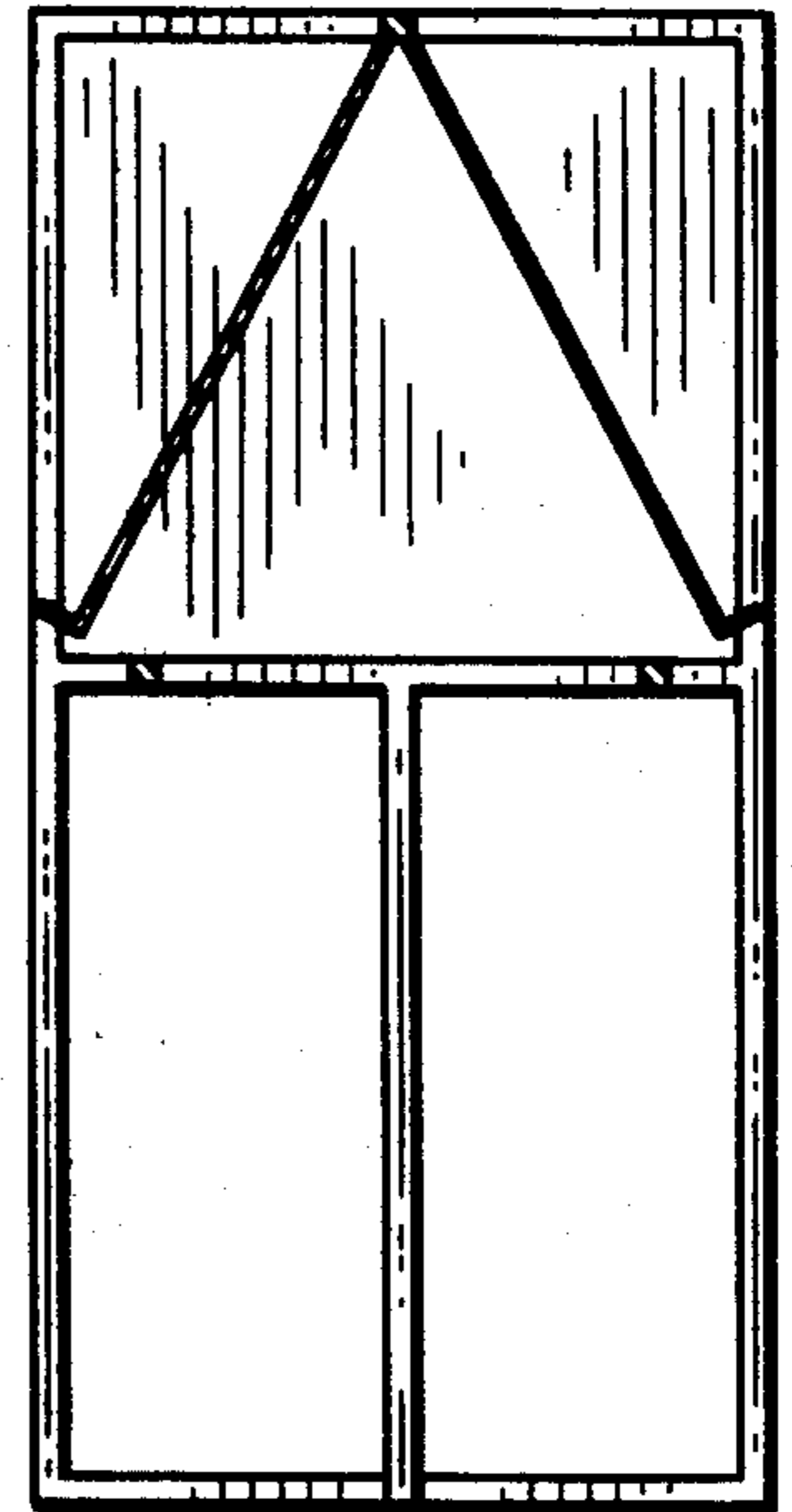


Fig. 2.

