

[54] **DIGGER TOOTH**

[75] Inventor: **Harland F. Lemcke**, Corona, Calif.

[73] Assignee: **Corona Clipper Company**, Corona, Calif.

[\*\*] Term: **14 Years**

[21] Appl. No.: **849,845**

[22] Filed: **Nov. 9, 1977**

[51] Int. Cl.<sup>2</sup> ..... **D15-04**

[52] U.S. Cl. .... **D15/29**

[58] Field of Search ..... **D15/29; 37/141 R, 141 T, 37/142 R, 142 A**

[56] **References Cited**

**U.S. PATENT DOCUMENTS**

D. 193,016 6/1962 Phillips ..... D15/29

2,666,272	1/1954	Everett	.....	37/142 R
3,444,633	5/1969	Hensley	.....	37/142 R
3,453,755	7/1969	Trudeau	.....	37/142 R
4,071,967	2/1978	Klett	.....	37/142 R

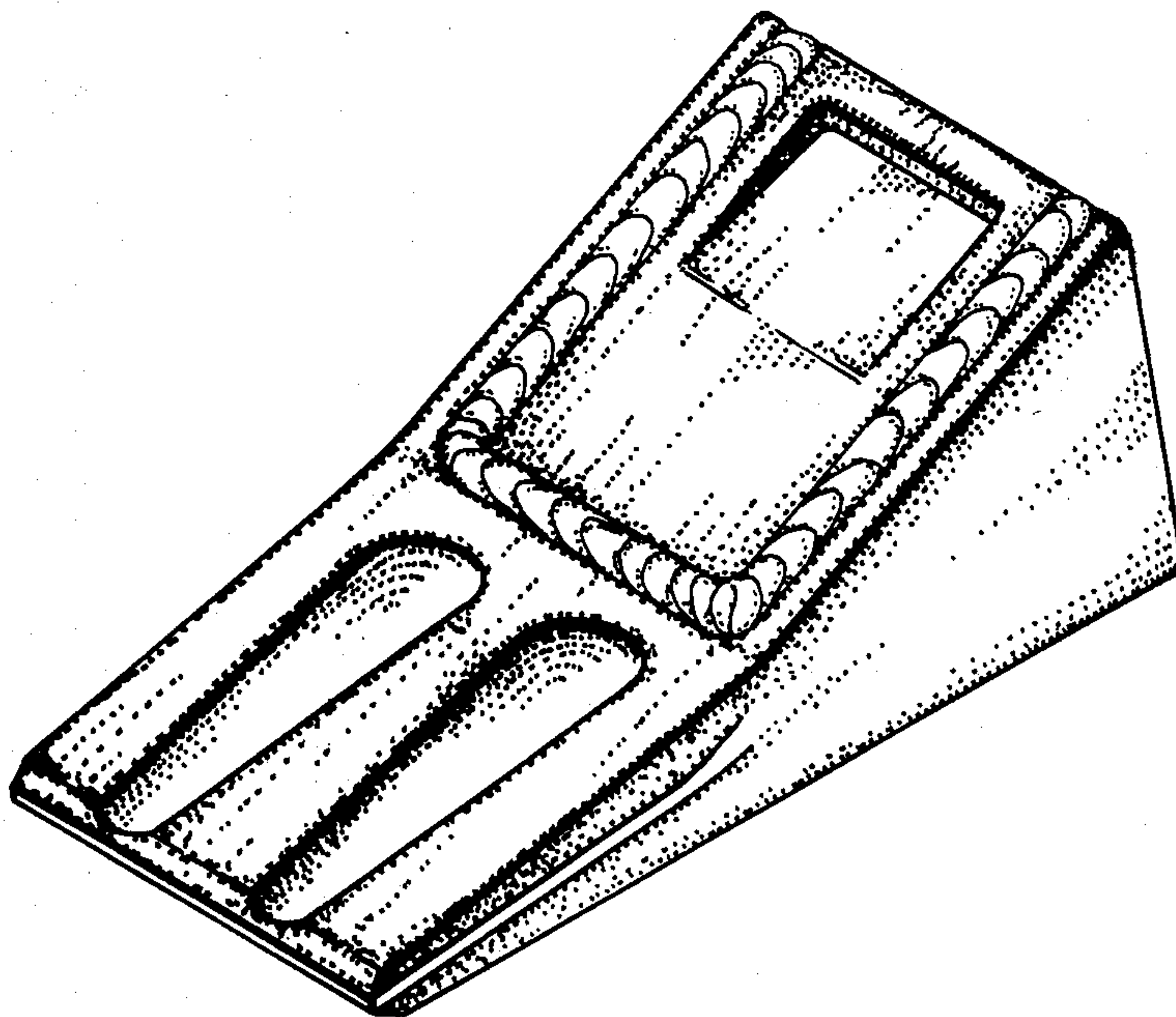
*Primary Examiner*—James M. Gandy  
*Attorney, Agent, or Firm*—Georges A. Maxwell

[57] **CLAIM**

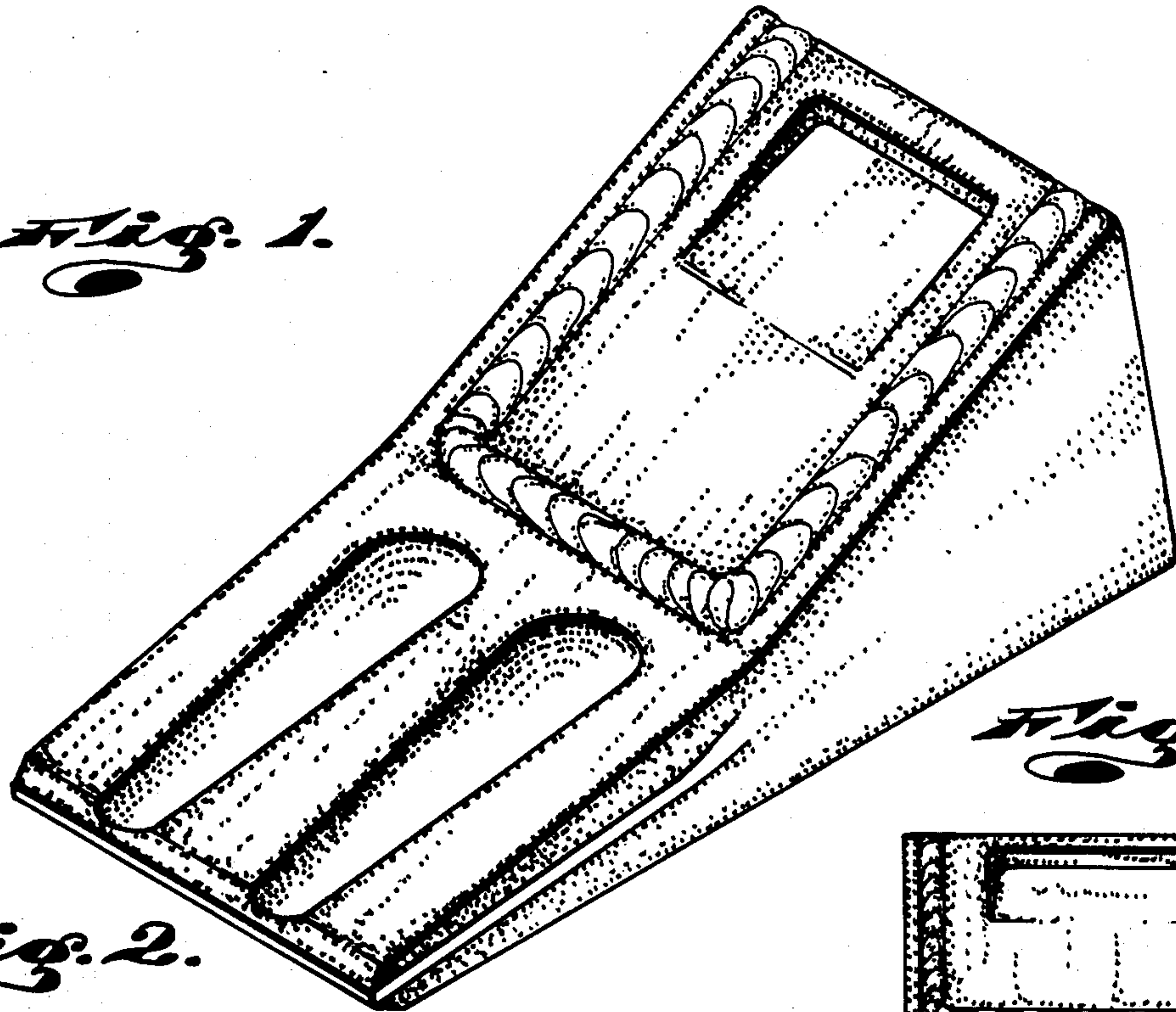
The ornamental design for a digger tooth, as shown.

**DESCRIPTION**

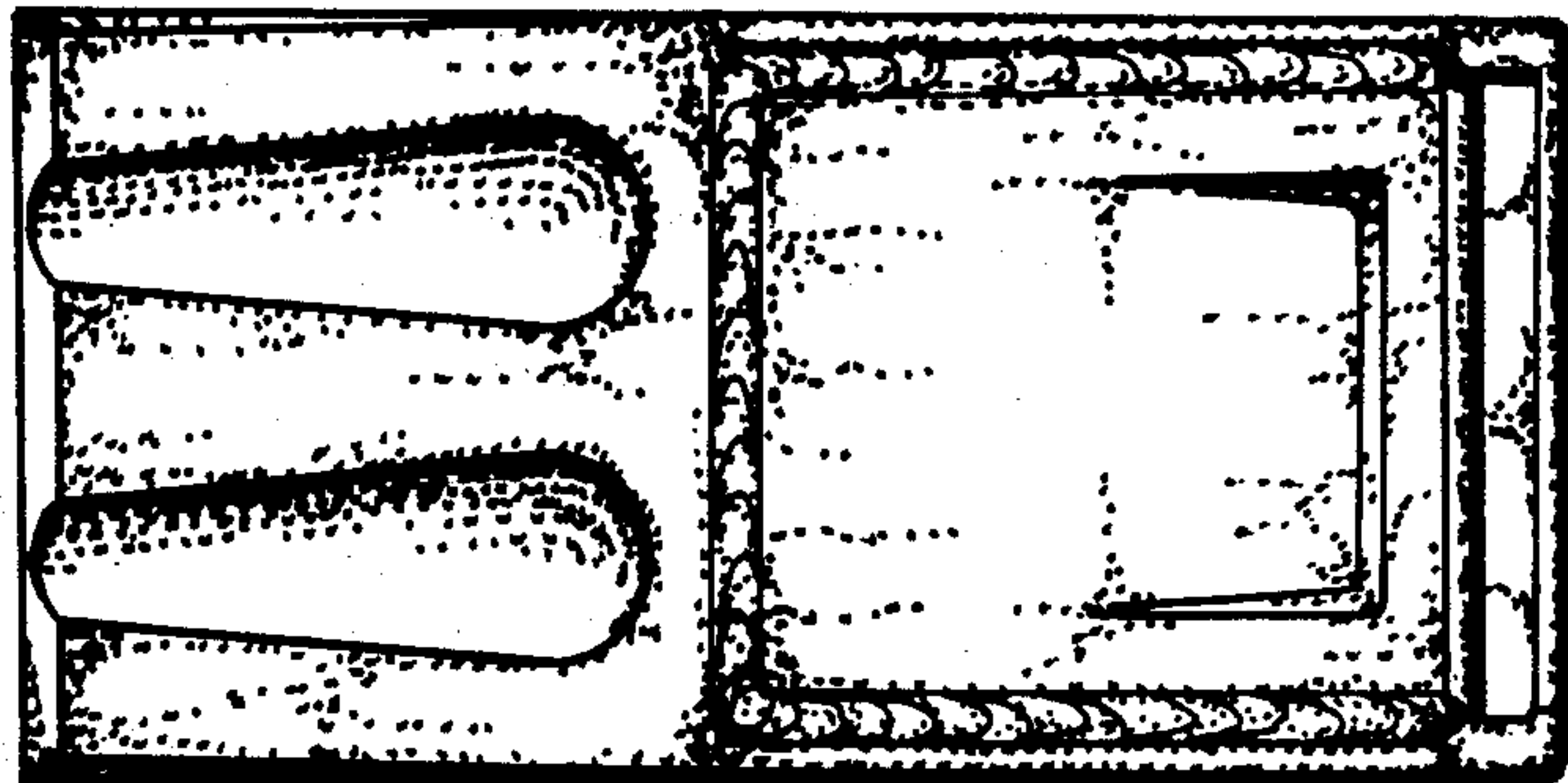
FIG. 1 is a top, front and side isometric view of a digger tooth showing my new design; FIG. 2 is a top plan view thereof on a reduced scale; FIG. 3 is a front elevational view of FIG. 2; FIG. 4 is a side elevational view of FIG. 2, the opposite side being a mirror image thereof; FIG. 5 is a bottom plan view of FIG. 2; and FIG. 6 is a rear elevational view of FIG. 2.




*Fig. 1.*




*Fig. 2.*




*Fig. 3.*



*Fig. 4.*



*Fig. 5.*



*Fig. 6.*

