

[54] TAPE RECORDER

[75] Inventors: Takemi Ebata, Kyoto; Kunishige Miki, Katano; Manao Nakamura, Neyagawa, all of Japan

[73] Assignee: Matsushita Electric Industrial Co., Ltd., Oaza-Kadoma, Japan

[**] Term: 14 Years

[21] Appl. No.: 777,489

[22] Filed: Mar. 14, 1977

[30] Foreign Application Priority Data
Sep. 17, 1976 [JP] Japan 51/37177

[51] Int. Cl. D14-01; D14-03
[52] U.S. Cl. D14/6; D14/3
[58] Field of Search D14/3, 6; 360/74, 93; 242/99; 274/17

[56] References Cited

U.S. PATENT DOCUMENTS

D. 214,794	7/1969	Yang	D14/3
D. 221,383	8/1971	Maliskas	D14/6
D. 231,472	4/1974	Dietrich	D14/3
D. 235,881	7/1975	Okada	D14/6
D. 241,037	8/1976	Schellens	D14/3
4,021,856	5/1977	Motoyama et al.	360/74

Primary Examiner—Bernard Ansher
Attorney, Agent, or Firm—Richard C. Sughrue

[57] CLAIM

The ornamental design for a tape recorder, as shown.

DESCRIPTION

FIG. 1 is a top and left side perspective view of a tape recorder showing our new design; FIG. 2 is a rear, bottom and right side perspective view; FIG. 3 is a top plan view; FIG. 4 is a left side view; FIG. 5 is a front elevational view; and FIG. 6 is a right side view.





FIG. 1




FIG. 2




FIG. 3

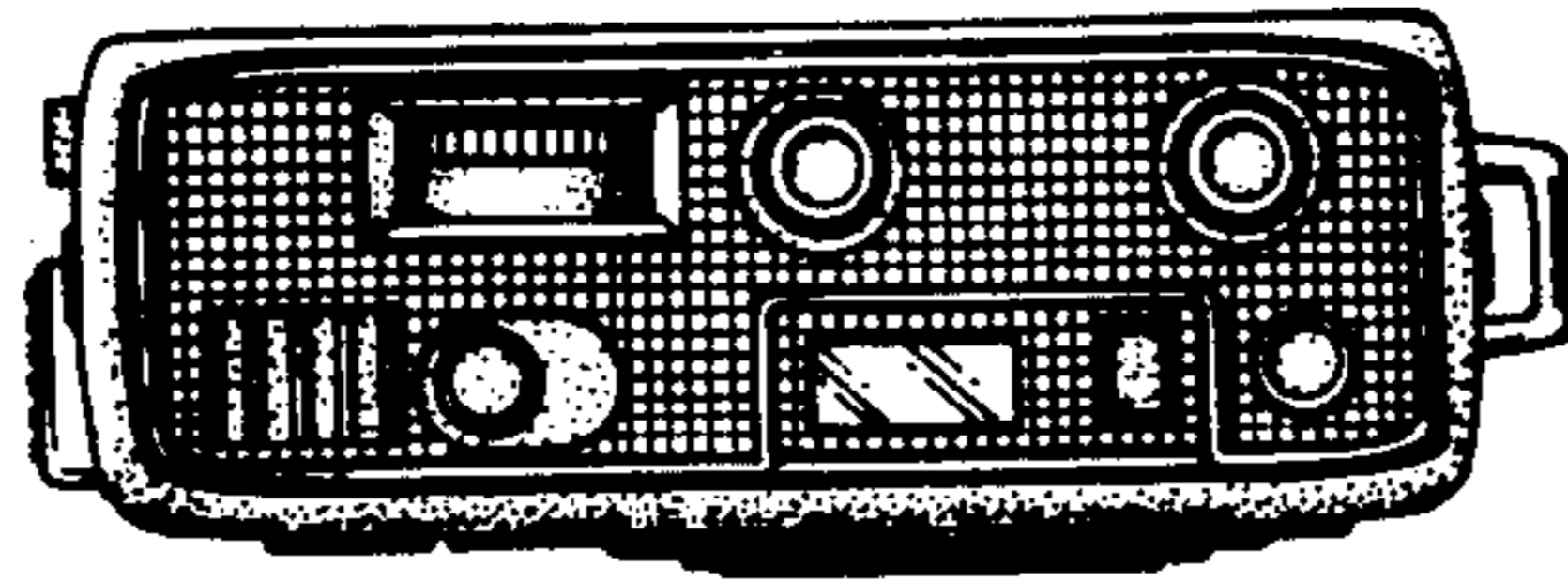


FIG. 4




FIG. 5




FIG. 6

