

[54] **TOY LOADER WITH PIVOTABLE SHOVEL AND REMOVABLE NESTED COMPONENTS**

[75] Inventors: **Shinroku Nakao**, Yokohama; **Yoshiyasu Ishii**; **Elichi Ishigaki**, both of Tokyo, all of Japan

[73] Assignee: **Combi Co., Ltd.**, Tokyo, Japan

[\*\*] Term: **14 Years**

[21] Appl. No.: **797,966**

[22] Filed: **May 18, 1977**

[51] Int. Cl. .... **D21-01**

[52] U.S. Cl. .... **D21/132**

[58] Field of Search .... **D34/15 AJ, 15 AN, 15 MM; 46/111, 97, 201, 202, 206, 210, 214**

[56] **References Cited**

**U.S. PATENT DOCUMENTS**

D. 211,746	7/1968	Genin .....	D34/15 AJ
D. 242,734	12/1976	Breneman .....	D34/15 AJ
2,702,963	3/1955	Swenson .....	46/214

**OTHER PUBLICATIONS**

Playthings, 7-1974, p. 53, Nylint Loader.

Sears 1974 Xmas Catalog, p. 482, "Clean-Up" Truck.

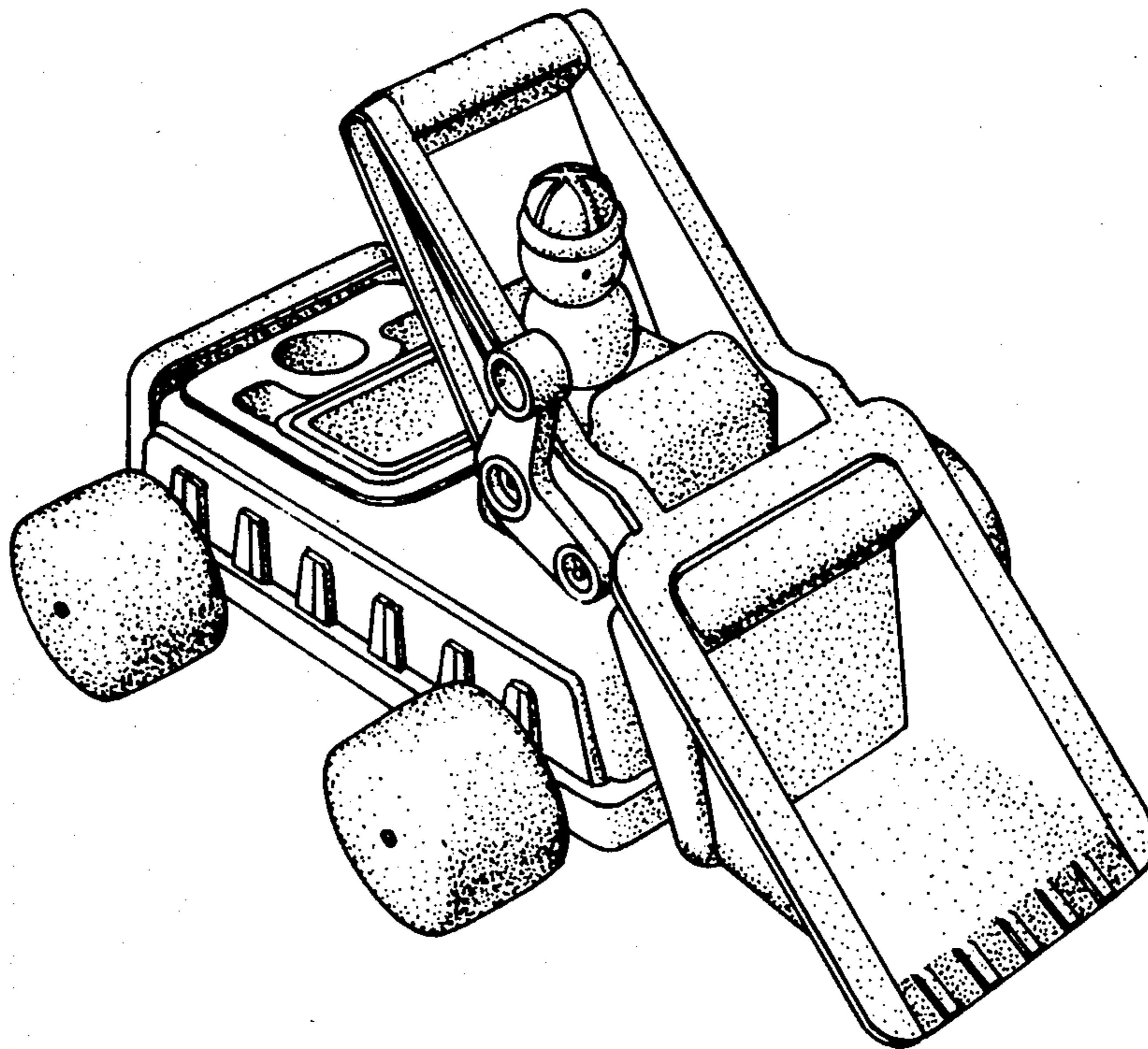
*Primary Examiner*—Bruce W. Dunkins  
*Assistant Examiner*—C. A. Rademaker  
*Attorney, Agent, or Firm*—Richard C. Sughrue

[57] **CLAIM**


The ornamental design for a toy loader with pivotable shovel and removable nested components, as shown and described.

**DESCRIPTION**

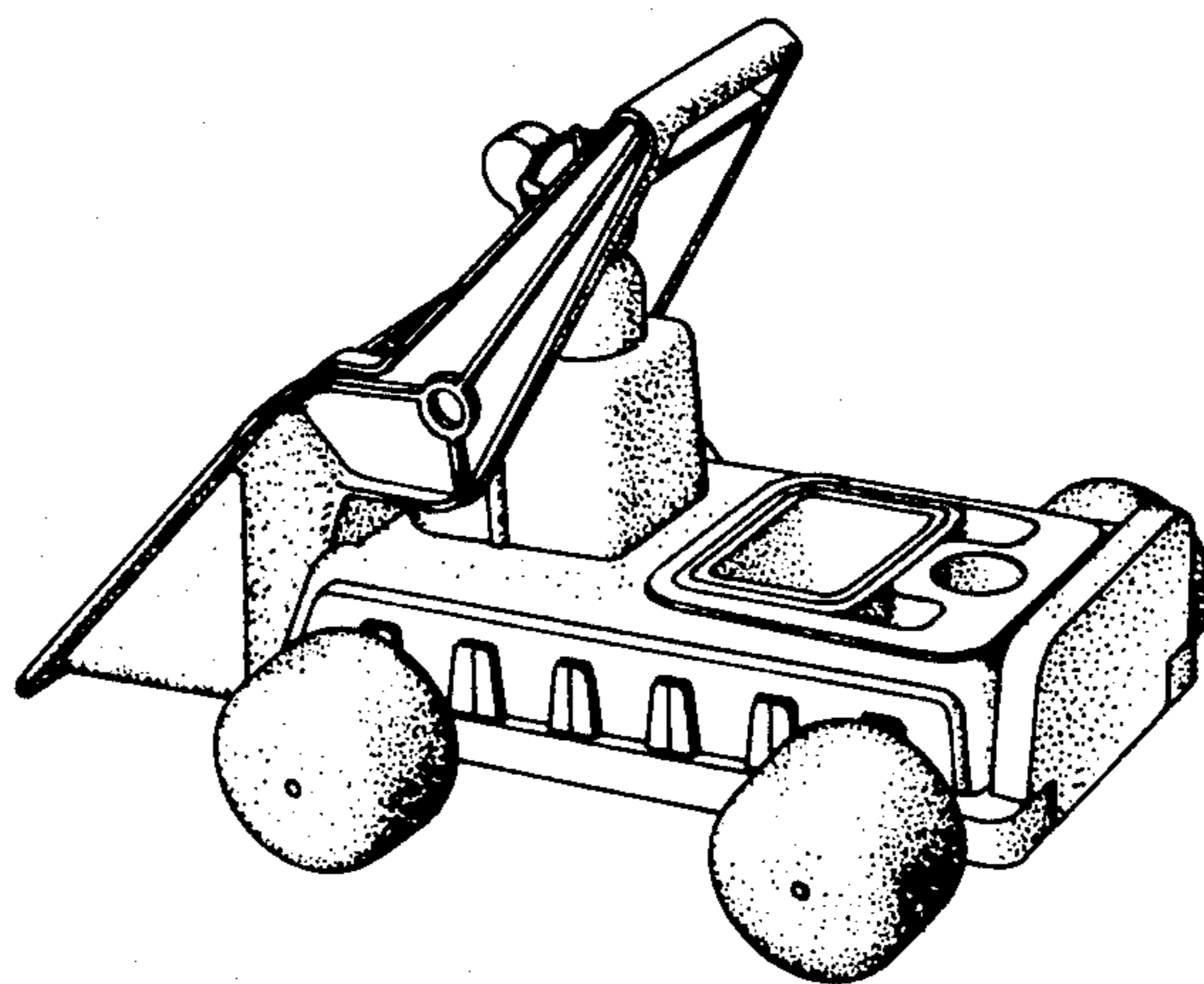
FIG. 1 is a front, top and left side perspective view of a toy loader with pivotable shovel and removable nested components showing our new design; FIG. 2 is a rear, top and left side perspective view thereof; FIG. 3 is a top perspective view thereof; FIG. 4 is a bottom perspective view thereof; FIG. 5 is a front perspective view thereof; FIG. 6 is a left side perspective view thereof; FIG. 7 is a rear, top and right side perspective view thereof with the shovel in forward, raised position; and FIG. 8 is a rear, top and right side perspective thereof with the shovel in a raised rearward position and the nested components in an exploded condition.




**FIG. 1**




**FIG. 2**




**FIG. 3**



**FIG. 4**



**FIG. 5**



**FIG. 6**




FIG. 7




FIG. 8

