

[54] PNEUMATIC TIRE TREAD AND BUTTRESS

[75] Inventor: Gerassimos C. Candiliotis, Wilbraham, Mass.

[73] Assignee: Uniroyal, Inc.

[**] Term: 14 Years

[21] Appl. No.: 824,123

[22] Filed: Aug. 12, 1977

[51] Int. Cl. D12-15

[52] U.S. Cl. D12/146

[58] Field of Search D12/141-143, D12/145-151; 152/209

[56] References Cited

U.S. PATENT DOCUMENTS

D. 245,327 8/1977 Bennett D12/146

OTHER PUBLICATIONS

Tire Review, 8/74, p. 29, Tire, bottom of page.

Tire Review, 3/76, p. 80, Metzeler Tire, center right side of page.

Primary Examiner—James M. Gandy
Attorney, Agent, or Firm—Jeffrey M. Greenman

[57] CLAIM

The ornamental design for a pneumatic tire tread and buttress, substantially as shown and described.

DESCRIPTION

FIG. 1 is a perspective view, partly schematic, of a pneumatic tire tread and buttress embodying my new design, it being understood that the pattern is repeated throughout the circumference of the tread and buttress, as shown schematically by solid lines, and that the buttress pattern is repeated on the opposite side;

FIG. 2 is an enlarged, fragmentary developmental plan view of the tread and buttress of FIG. 1;

FIG. 3 is a sectional view of the tread and buttress, taken substantially as indicated by line 3—3 of FIG. 2; and

FIG. 4 is a sectional view of the tread and buttress taken substantially as indicated by line 4—4 of FIG. 2.

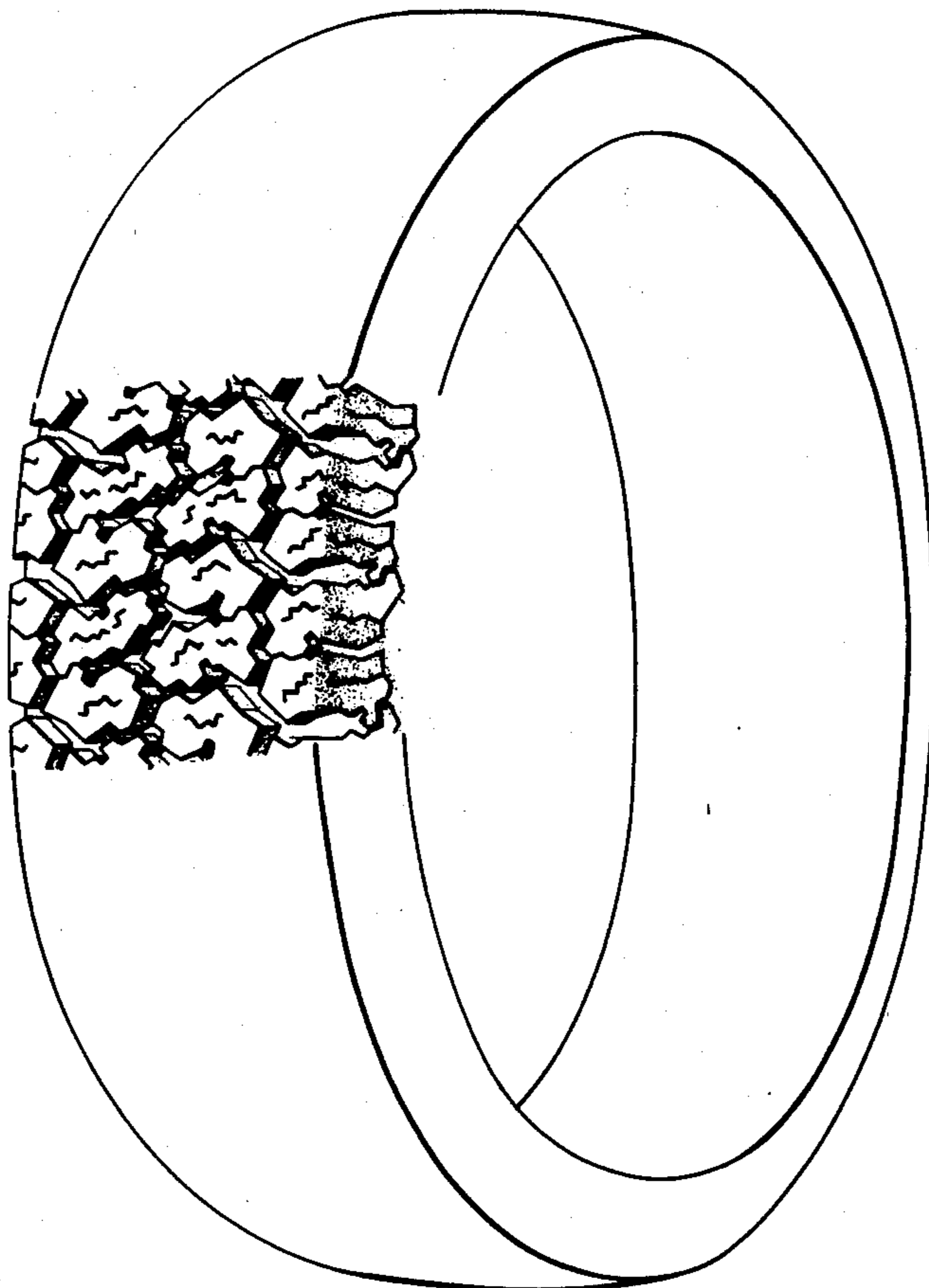


Fig. 1.

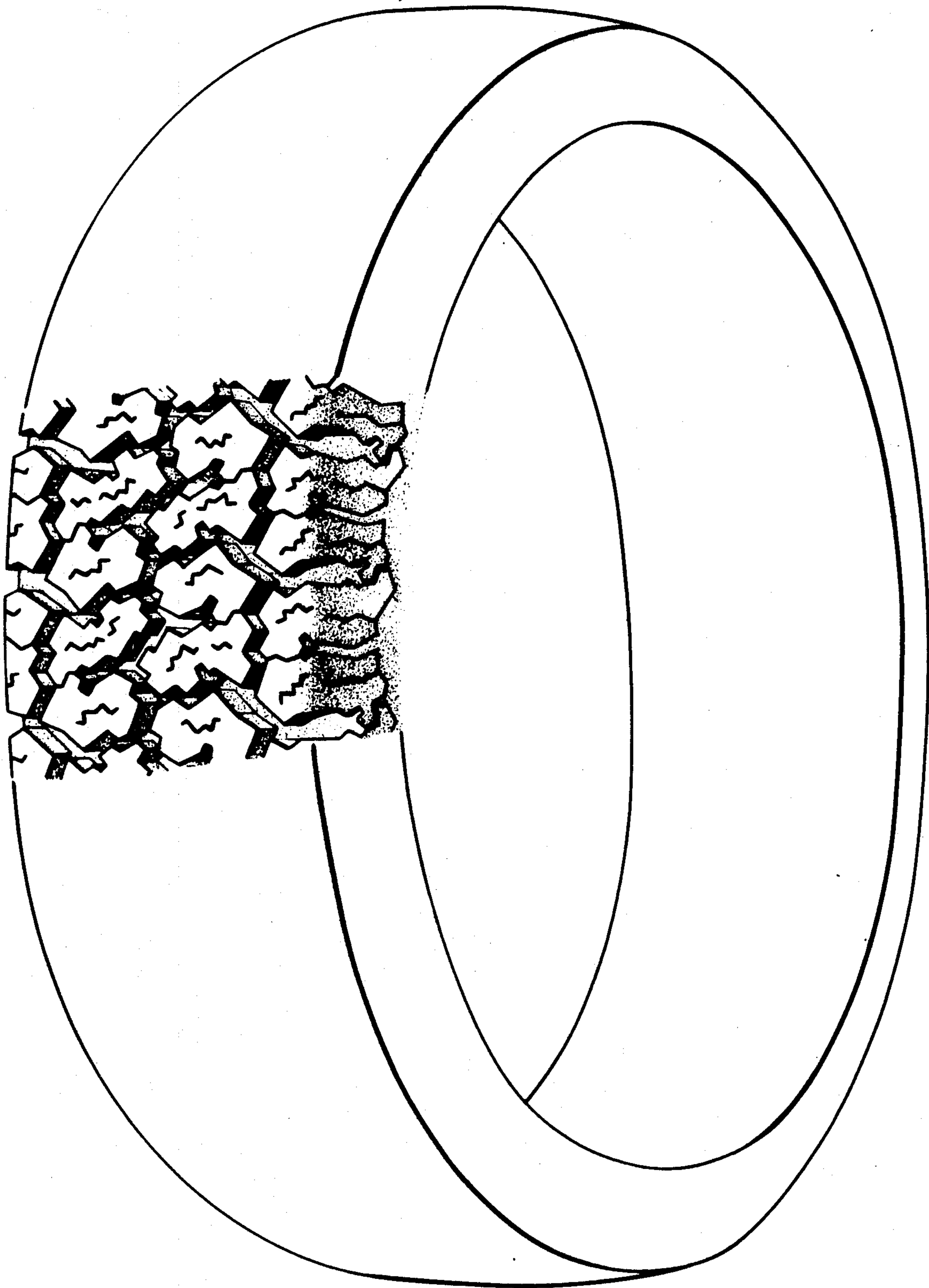


Fig. 2.




Fig. 3.

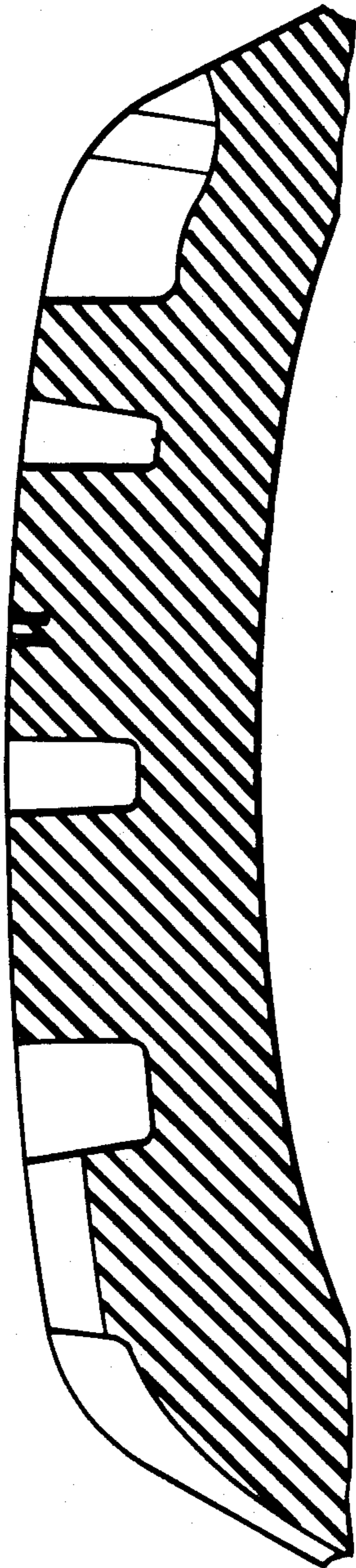


Fig. 4.

