

[54] DESK

[75] Inventor: James H. Breidenbach, Sturgis, Mich.

[73] Assignee: Steelcase Inc., Grand Rapids, Mich.

[**] Term: 14 Years

[21] Appl. No.: 808,255

[22] Filed: Jun. 20, 1977

[51] Int. Cl. D6-04

[52] U.S. Cl. D6/161

[58] Field of Search D6/158-166, D6/177, 178, 179, 181, 186, 156

[56] References Cited

U.S. PATENT DOCUMENTS

D. 203,198	12/1965	Schultz	D6/177
D. 223,046	2/1972	Nance	D6/162
D. 223,372	4/1972	Allen	D6/162
D. 233,291	10/1974	Frydman	D6/161
D. 234,661	4/1975	Ball	D6/161

OTHER PUBLICATIONS

Interiors, Jun. 1976, p. 106, desk right center.
Interiors, Jun. 1976, p. 11, desk at center by Delta Oak.
Interiors, Dec. 1973, p. 17, desk by Gunlocke.

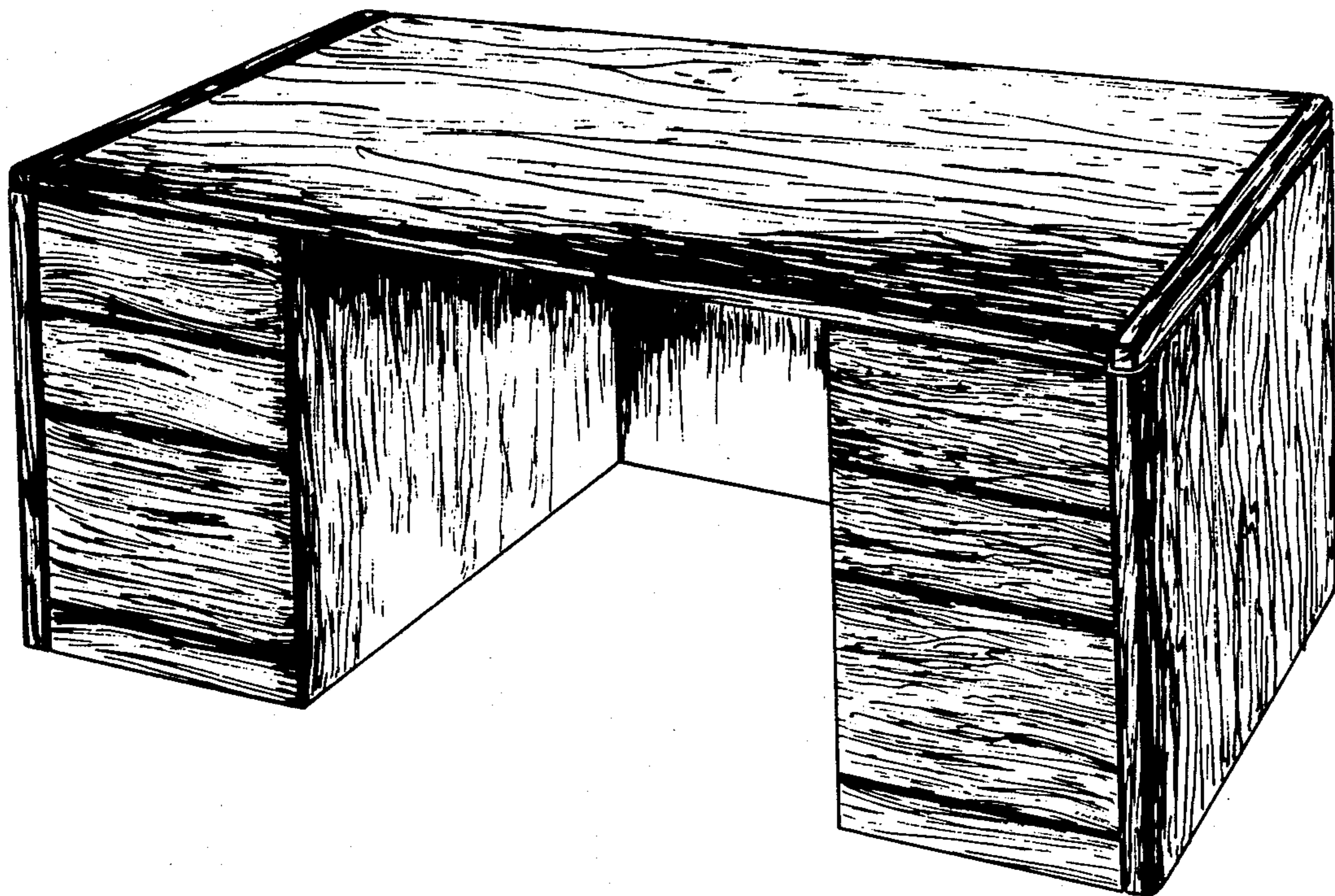
Primary Examiner—Bruce W. Dunkins
Attorney, Agent, or Firm—Peter P. Price

[57] CLAIM

The ornamental design for desk, substantially as shown and described.

DESCRIPTION

FIG. 1 is a perspective view of a desk in accordance with the design of my invention;
FIG. 2 is a front elevational view of the desk;
FIG. 3 is a rear elevational view of the desk;
FIG. 4 is a top plan view of the desk;
FIG. 5 is an end elevational view of the desk, both ends being identical in appearance;
FIG. 6 is a rear perspective view of the desk;
FIG. 7 is an enlarged, fragmentary perspective view of a front corner of the desk.






FIG. 1.




FIG. 2.



FIG. 3.




FIG. 4.




FIG. 5.

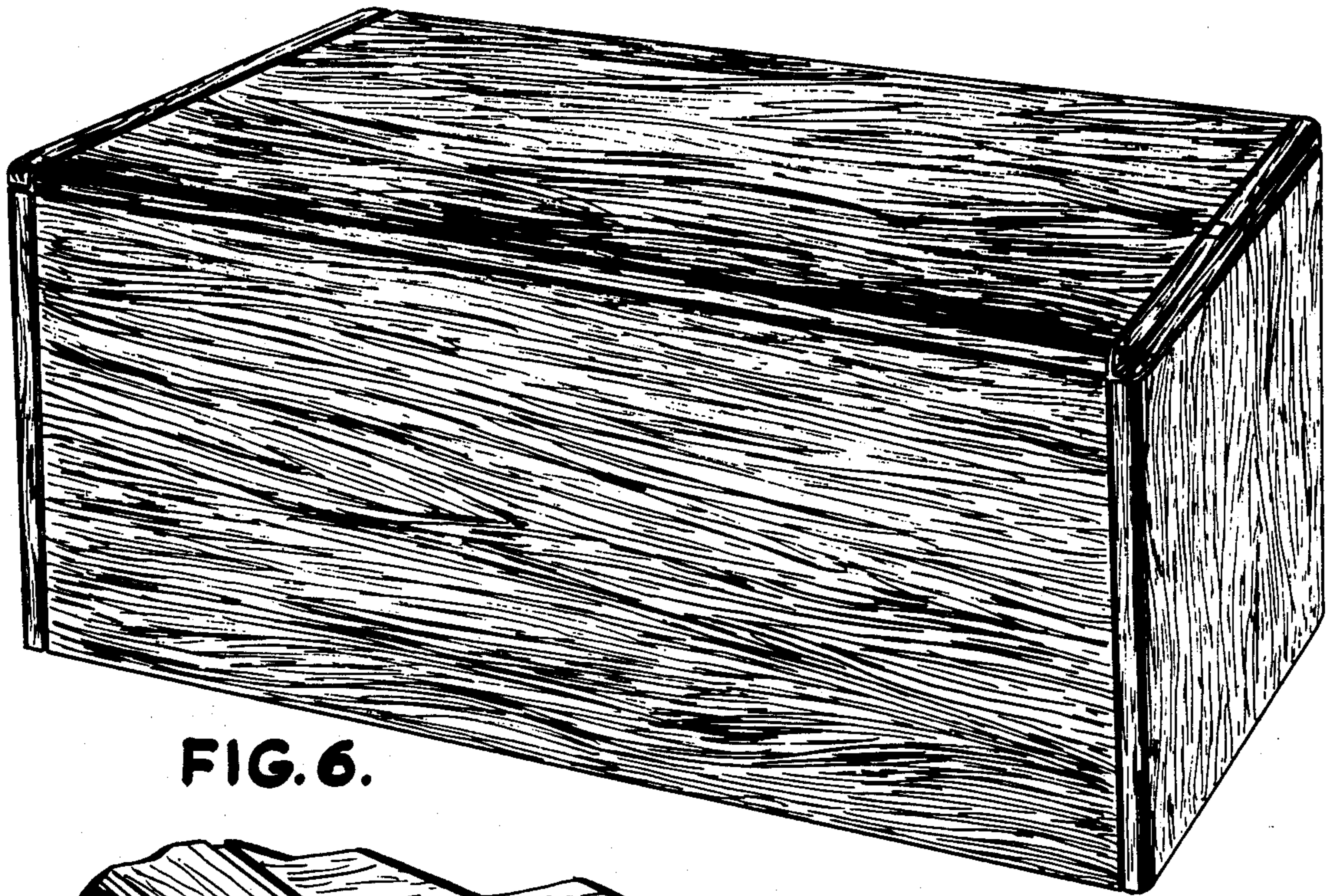


FIG. 6.

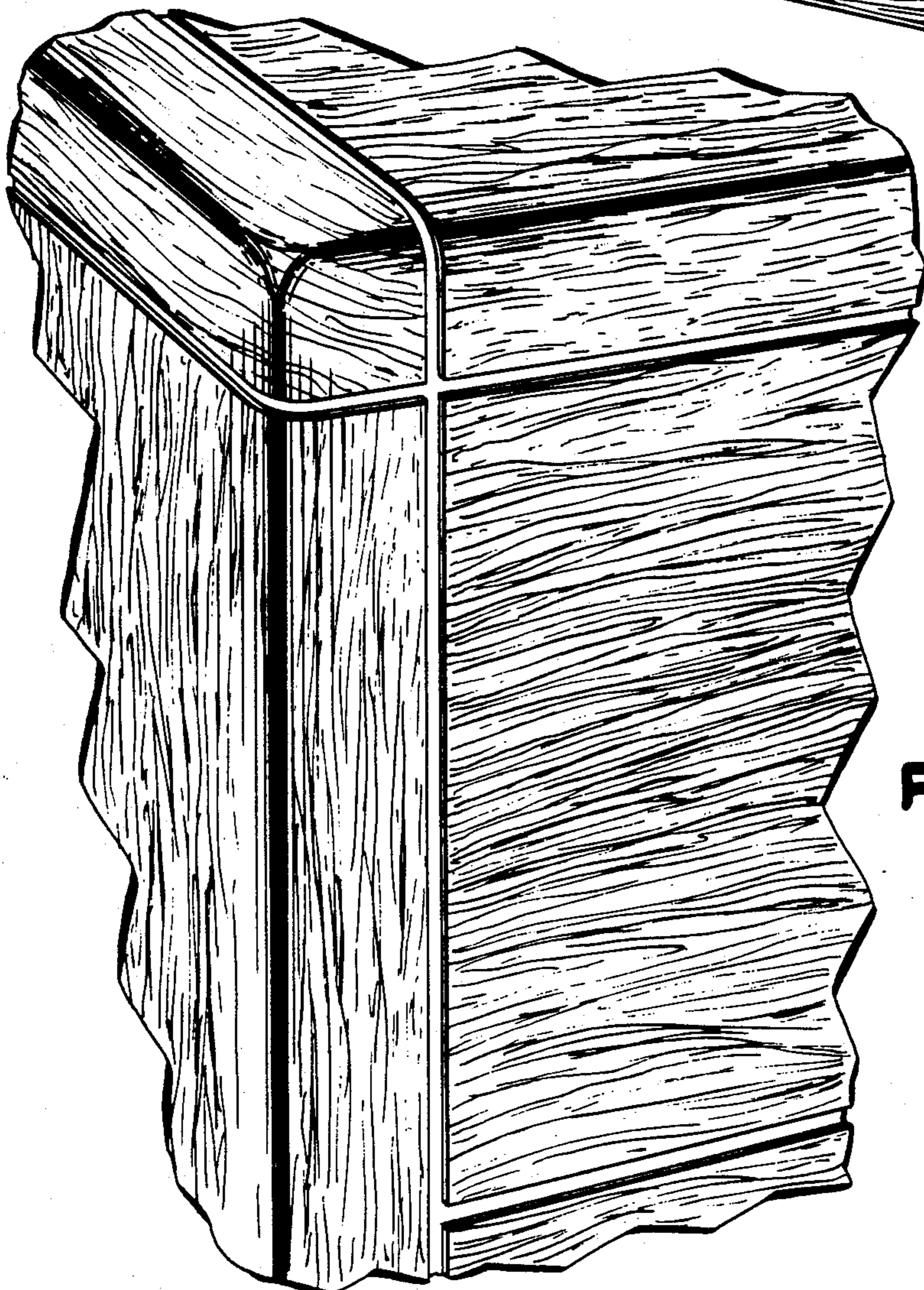


FIG. 7.