

[54] **DISPLAY RACK FOR TAPESTRY SAMPLES OR THE LIKE**

[76] Inventor: **Stig Rylander, Karlavagen 70, Stockholm, Sweden**

[\*\*] Term: **14 Years**

[21] Appl. No.: **739,101**

[22] Filed: **Oct. 6, 1976**

[30] **Foreign Application Priority Data**

Apr. 8, 1976 [SE] Sweden ..... 801/76

[51] Int. Cl. .... **D20-02; D6-07**

[52] U.S. Cl. .... **D6/114; D6/85; D6/234; D6/244; D20/43**

[58] Field of Search ..... **D96/9, 10, 12 A; D6/114, 140, 188, 85; D8/361, 362; 40/10 A, 13, 14, 16, 124, 341; 248/441 B, 441 C, 451; D19/90-92; 273/148 A, 150; 211/49 R**

[56] **References Cited**

**U.S. PATENT DOCUMENTS**

118,380	8/1871	Monroe .....	40/124
2,913,137	11/1959	Alatorre .....	273/148 A
2,954,876	10/1960	Mathews .....	211/49 R
3,298,124	1/1967	Jahn .....	40/124

**OTHER PUBLICATIONS**

Jaybee Manuf. Corp. Cat. No. 133, 2/1974, p. 116, Hinge #6144.

Sweet's Architectural Cat. File, sec. 8.16/An, p. 9, window grouping A33/AP33 (center bottom).

*Primary Examiner*—Wallace R. Burke

*Assistant Examiner*—B. J. Bullock

*Attorney, Agent, or Firm*—Leonard J. Robbins


[57] **CLAIM**

The ornamental design for a display rack for tapestry samples or the like, as shown.

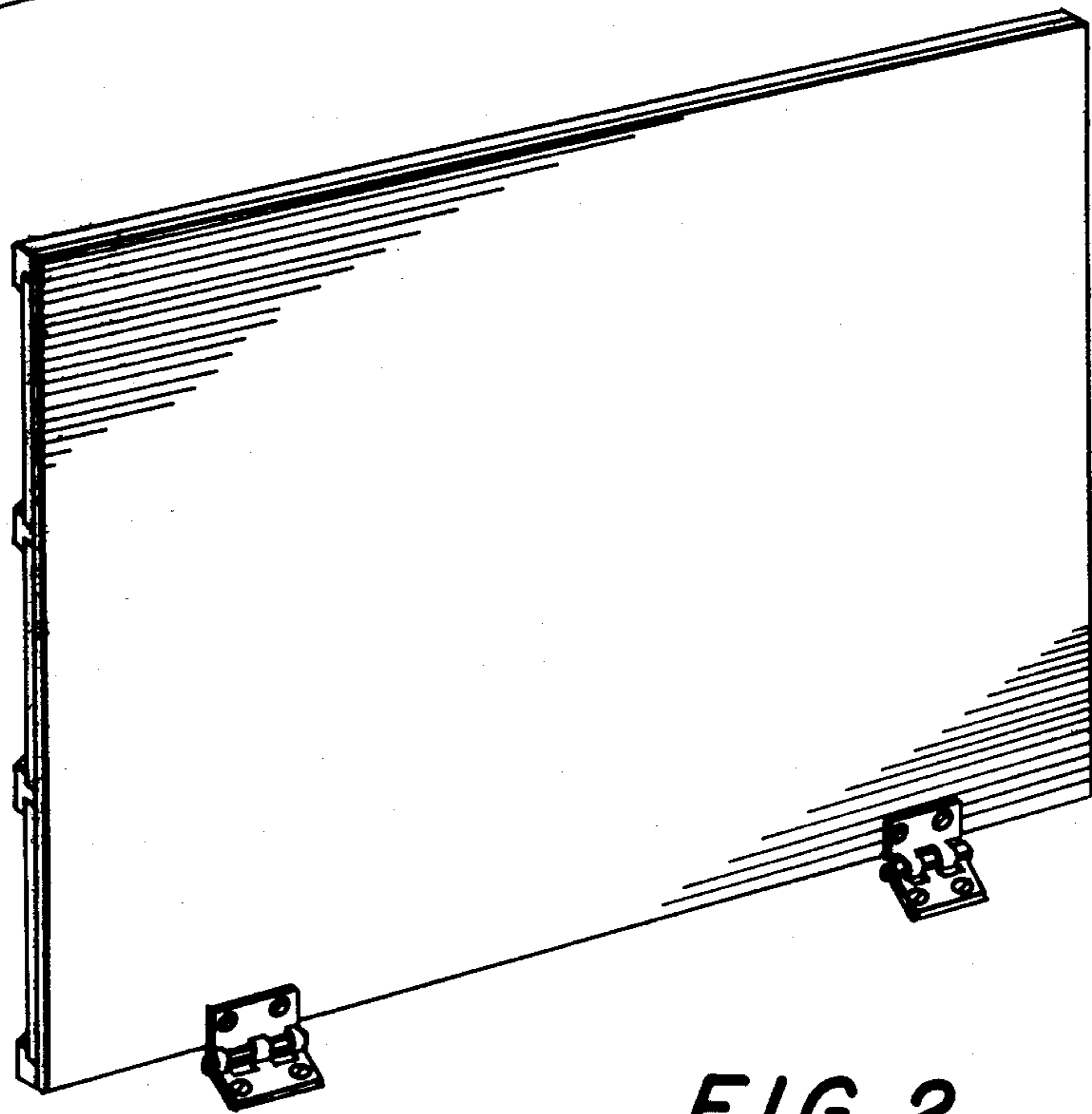
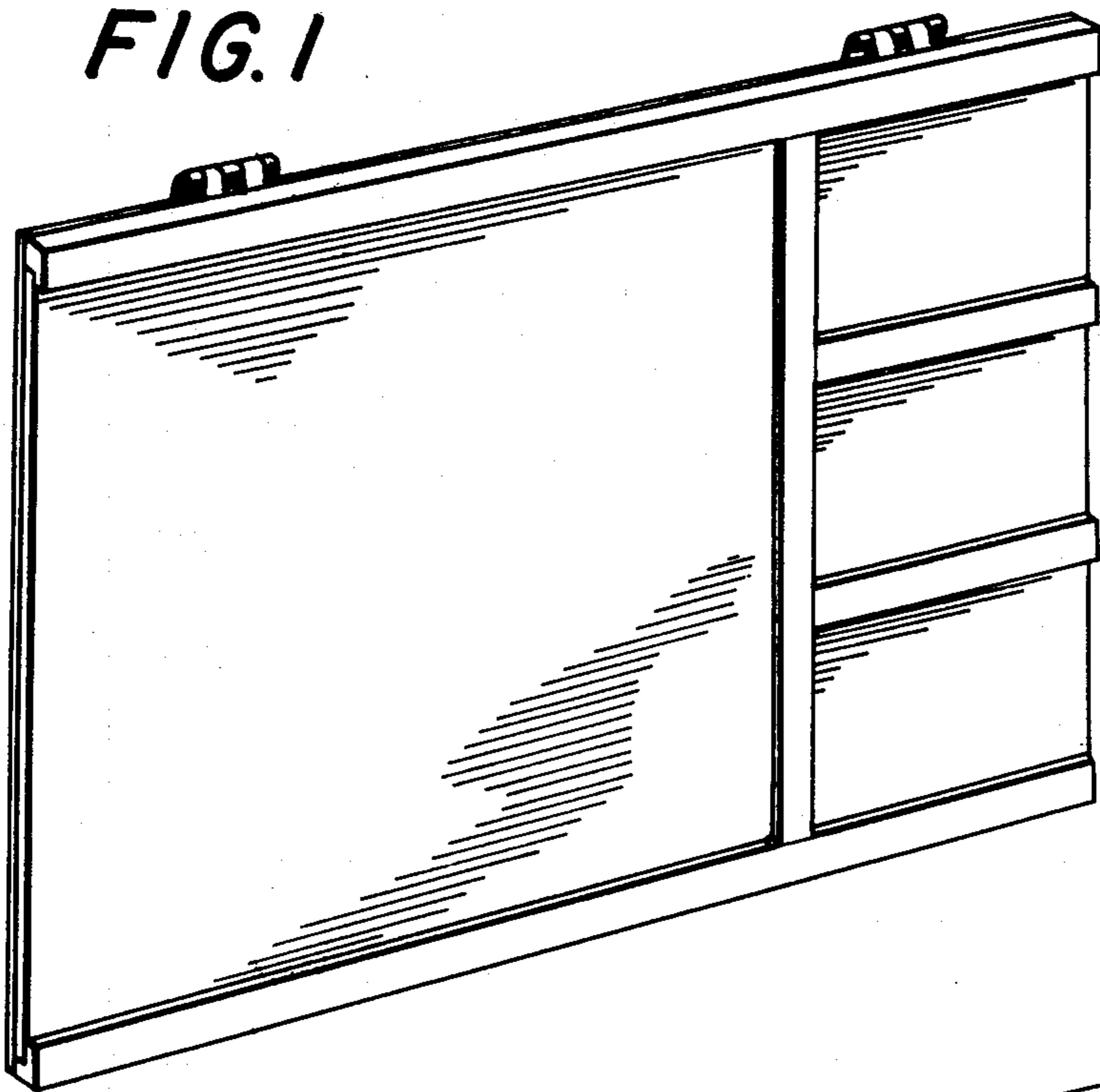
**DESCRIPTION**

FIG. 1 is a top front perspective view of a display rack for tapestry samples or the like showing my new design, and

FIG. 2 is a bottom rear perspective view thereof.



*FIG. 1*



*FIG. 2*