

[54] PLATFORM BED

[76] Inventors: Michael G. Staed; Elizabeth A. Staed,
both of 12185 Dove Cir., Laurel, Md.
20811

[**] Term: 14 Years

[21] Appl. No.: 586,625

[22] Filed: Jun. 13, 1975

[51] Int. Cl. D6—01
[52] U.S. Cl. D6/79
[58] Field of Search D6/79, 80; 5/345 R;
D25/91, 53; D14/53; 108/51, 53, 55

[56] References Cited

U.S. PATENT DOCUMENTS

3,126,554 3/1964 Janapol 5/345 R X
3,380,088 4/1968 D'Adesky 5/345 R X

OTHER PUBLICATIONS

Interiors, Aug. 1956, p. 110, Hugh Acton Adv., table
lower right.

Interiors, Jan. 1959, p. 10, table right center by
Armstrong.

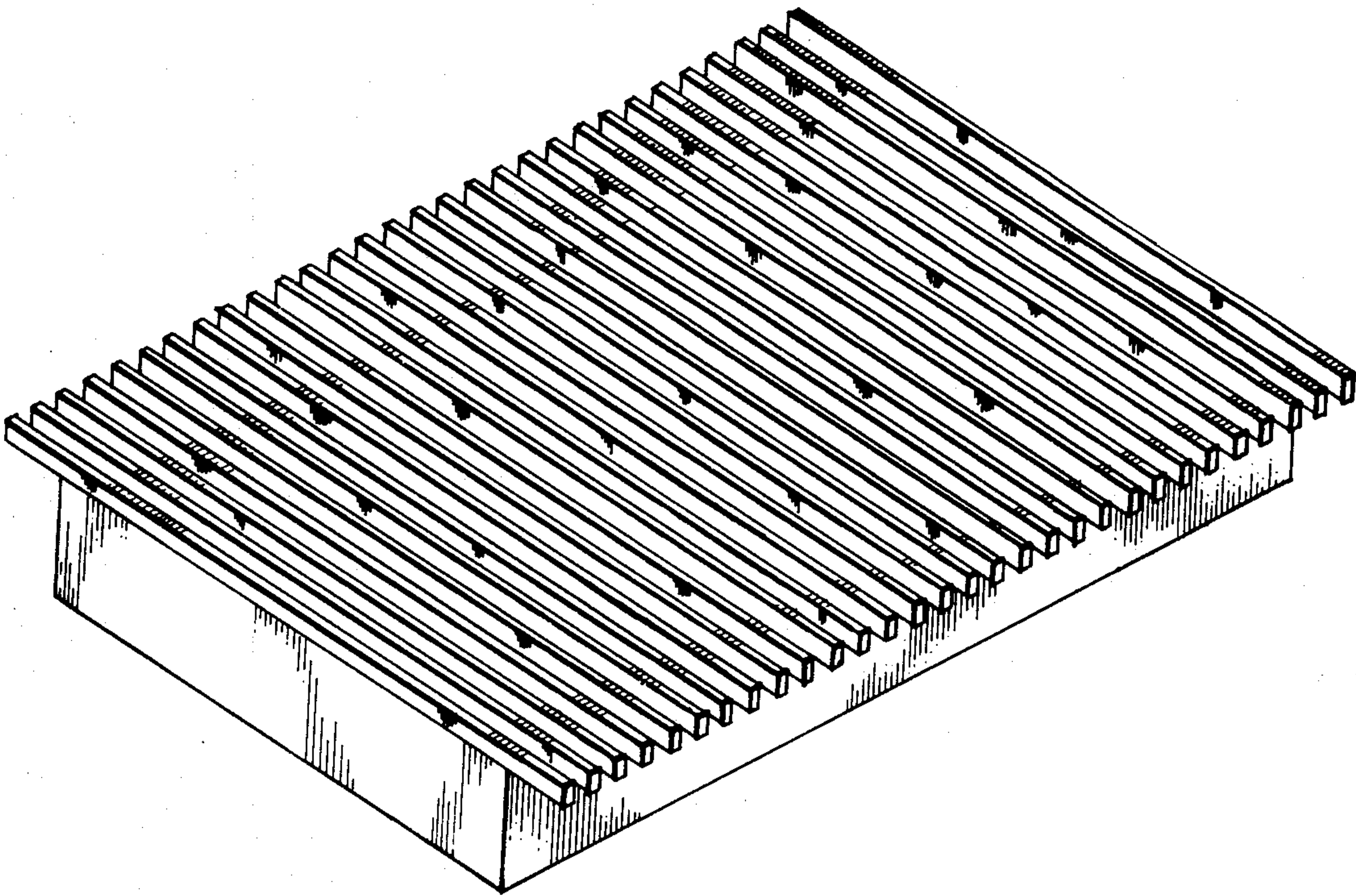
Primary Examiner—Bruce W. Dunkins
Attorney, Agent, or Firm—Francis B. Francois; Leo A.
Rosetta

[57] CLAIM

The ornamental design for a platform bed, substantially
as shown and described.

DESCRIPTION

FIG. 1 is a perspective view of the platform bed, as seen
from above;
FIG. 2 is a top plan view of the platform bed;
FIG. 3 is a front elevational view of the platform bed;
FIG. 4 is an end elevational view of the platform bed, as
viewed from the left end of FIG. 2;
FIG. 5 is a rear elevational view of the platform bed;
FIG. 6 is an end elevational view of the platform bed, as
viewed from the right end of FIG. 2; and
FIG. 7 is a bottom plan view of the platform bed.
The design is characterized by the combination of a
series of laterally spaced slats in association with the
specifically configured unitized base member, as best
illustrated in FIGS. 1, 3, 4 and 7.



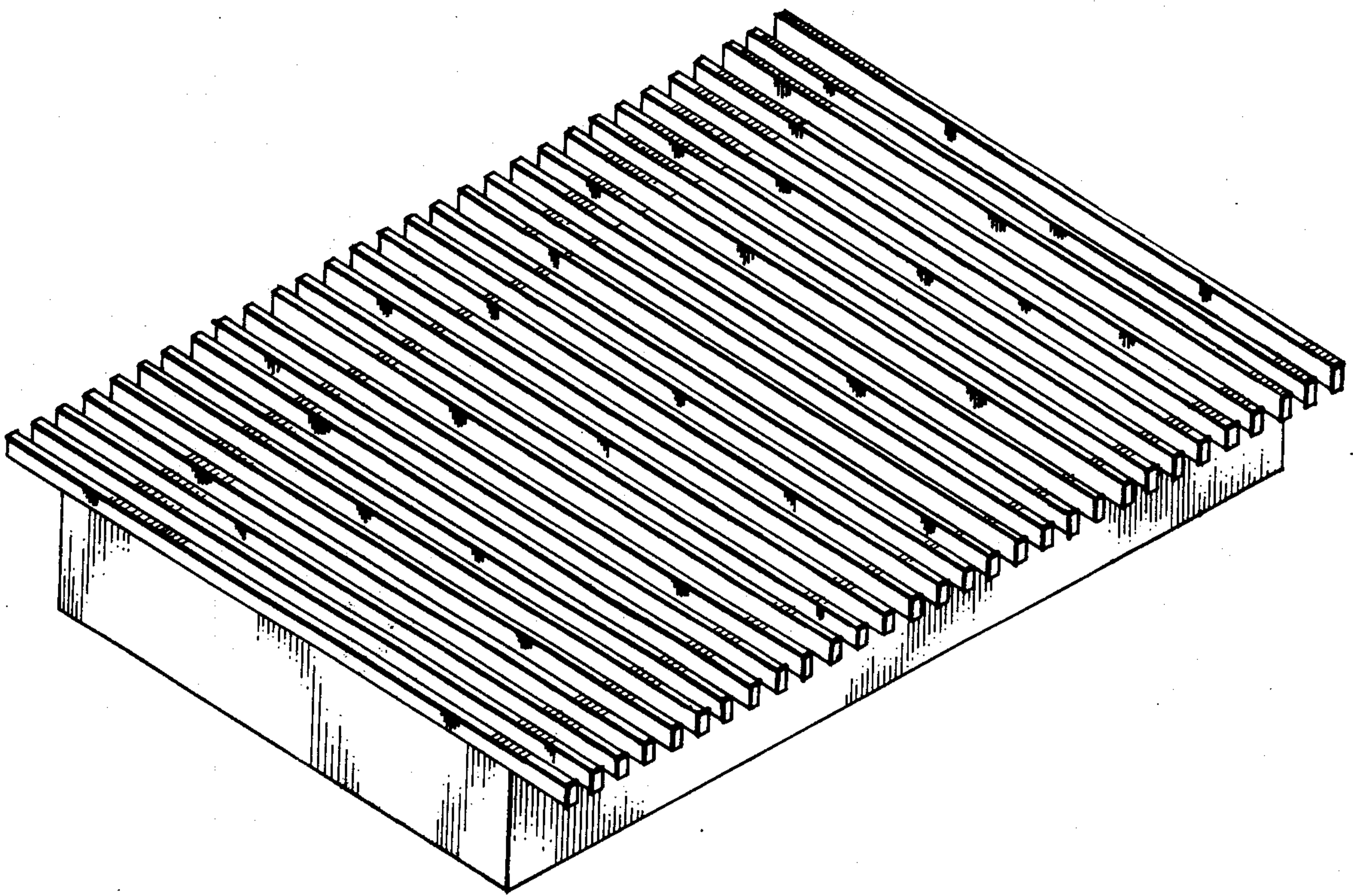


FIG. 1

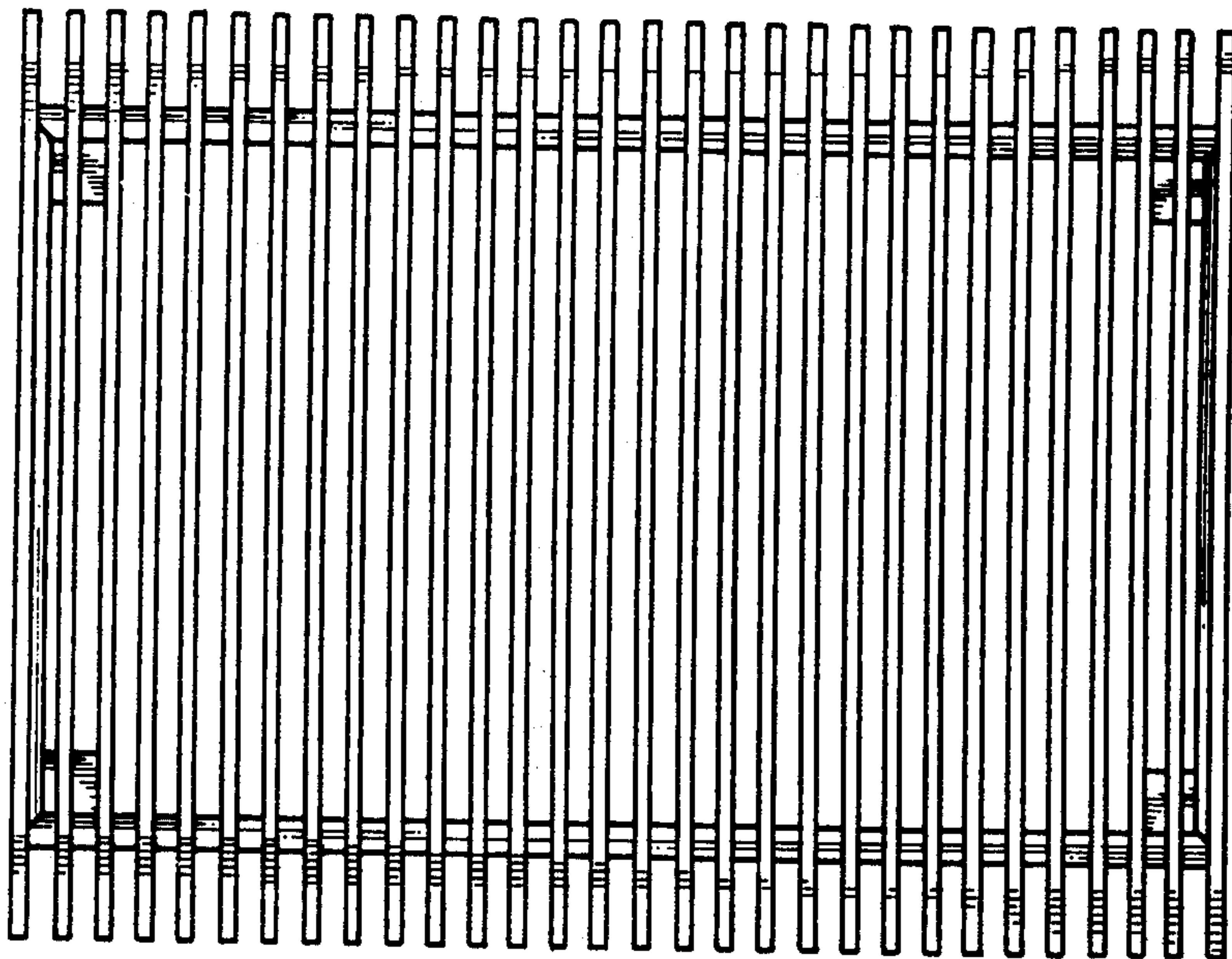


FIG. 2



FIG. 3



FIG. 4

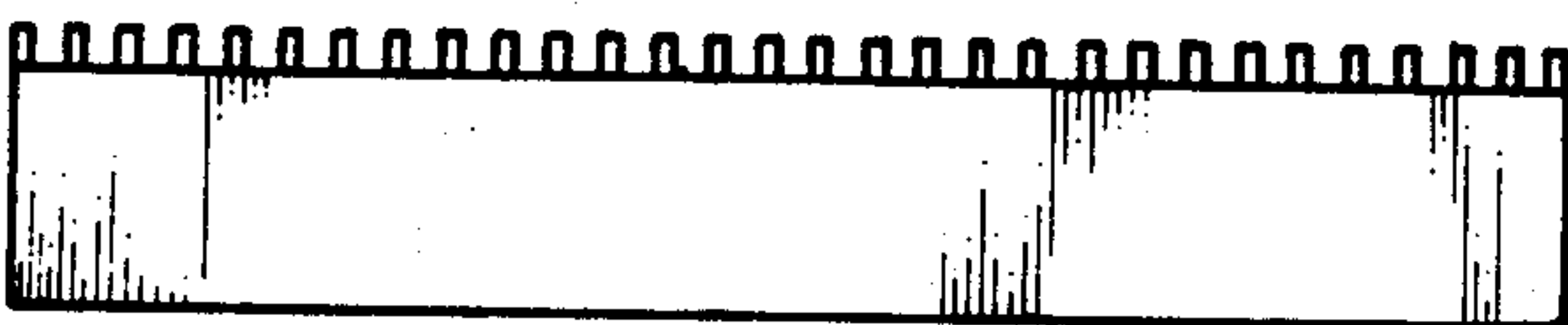


FIG. 5




FIG. 6




FIG. 7