

[54] **SPRAY HEAD**

[75] **Inventor:** **Walter B. Warning, Jr., Schaumburg, Ill.**

[73] **Assignee:** **Airprint Systems, Inc., Itasca, Ill.**

[**] **Term:** **14 Years**

[21] **Appl. No.:** **730,571**

[22] **Filed:** **Oct. 7, 1976**

[51] **Int. Cl.** **D23—01**
[52] **U.S. Cl.** **D23/35**
[58] **Field of Search** **D23/34, 35; 239/424, 239/117**

[56]

References Cited

U.S. PATENT DOCUMENTS

| | | | |
|------------|---------|----------------------|---------|
| D. 213,047 | 12/1968 | Steidley | D23/34 |
| D. 218,824 | 9/1970 | Lawrence et al. | D23/34 |
| D. 230,641 | 3/1974 | Mowbray | D23/34 |
| D. 241,544 | 9/1976 | Whitbread | D23/34 |
| 3,719,325 | 3/1973 | Cerva et al. | 239/424 |
| 3,985,302 | 10/1976 | Frochaux | 239/424 |

Primary Examiner—James R. Largen
Attorney, Agent, or Firm—Edmond T. Patnaude

[57]

CLAIM

The ornamental design for a spray head, as shown.

DESCRIPTION

FIG. 1 is an isometric view of a spray head embodying my new design;
FIG. 2 is a side elevational view thereof;
FIG. 3 is a rear elevational view thereof; and
FIG. 4 is a front elevational view thereof.

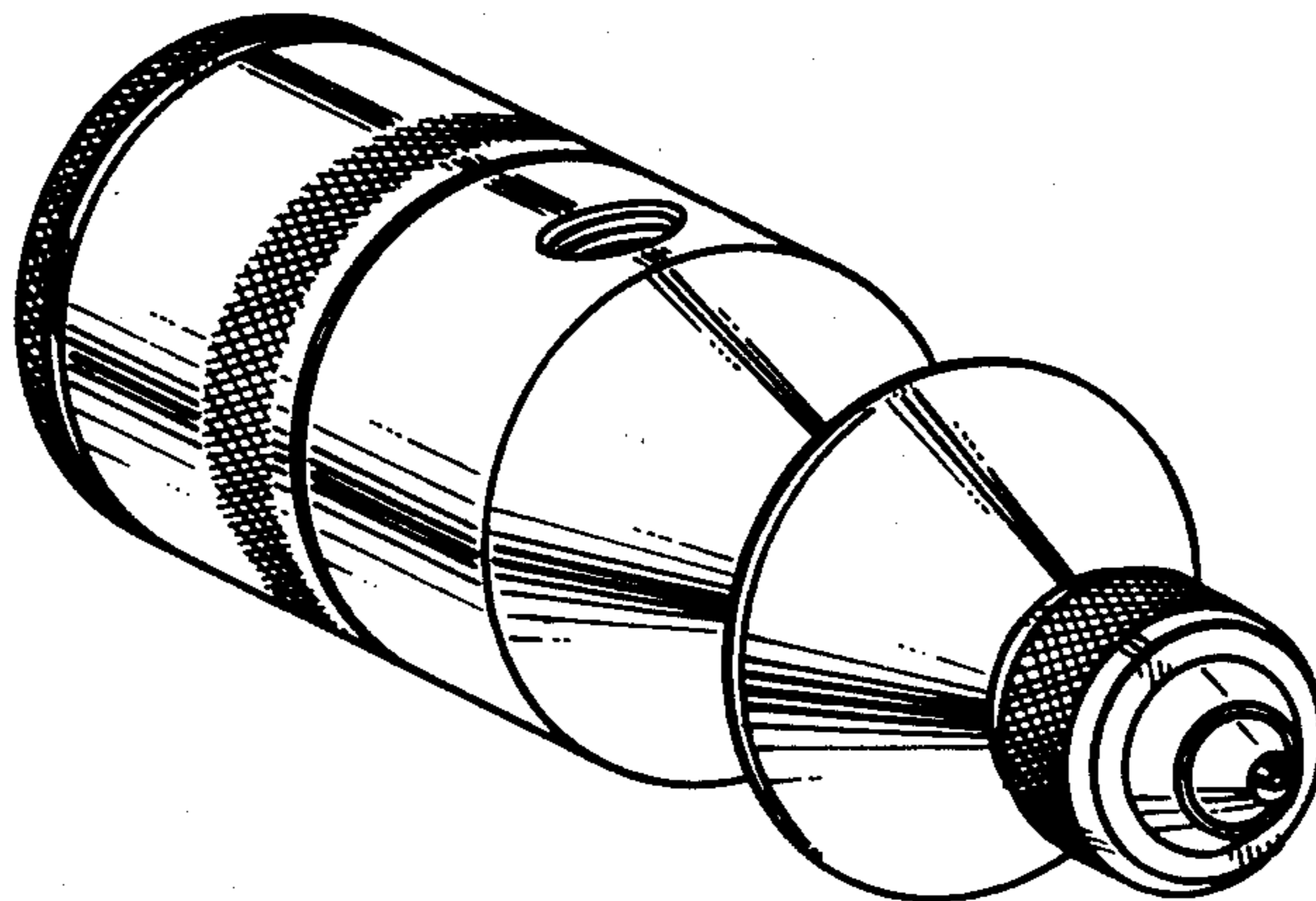


FIG. 1

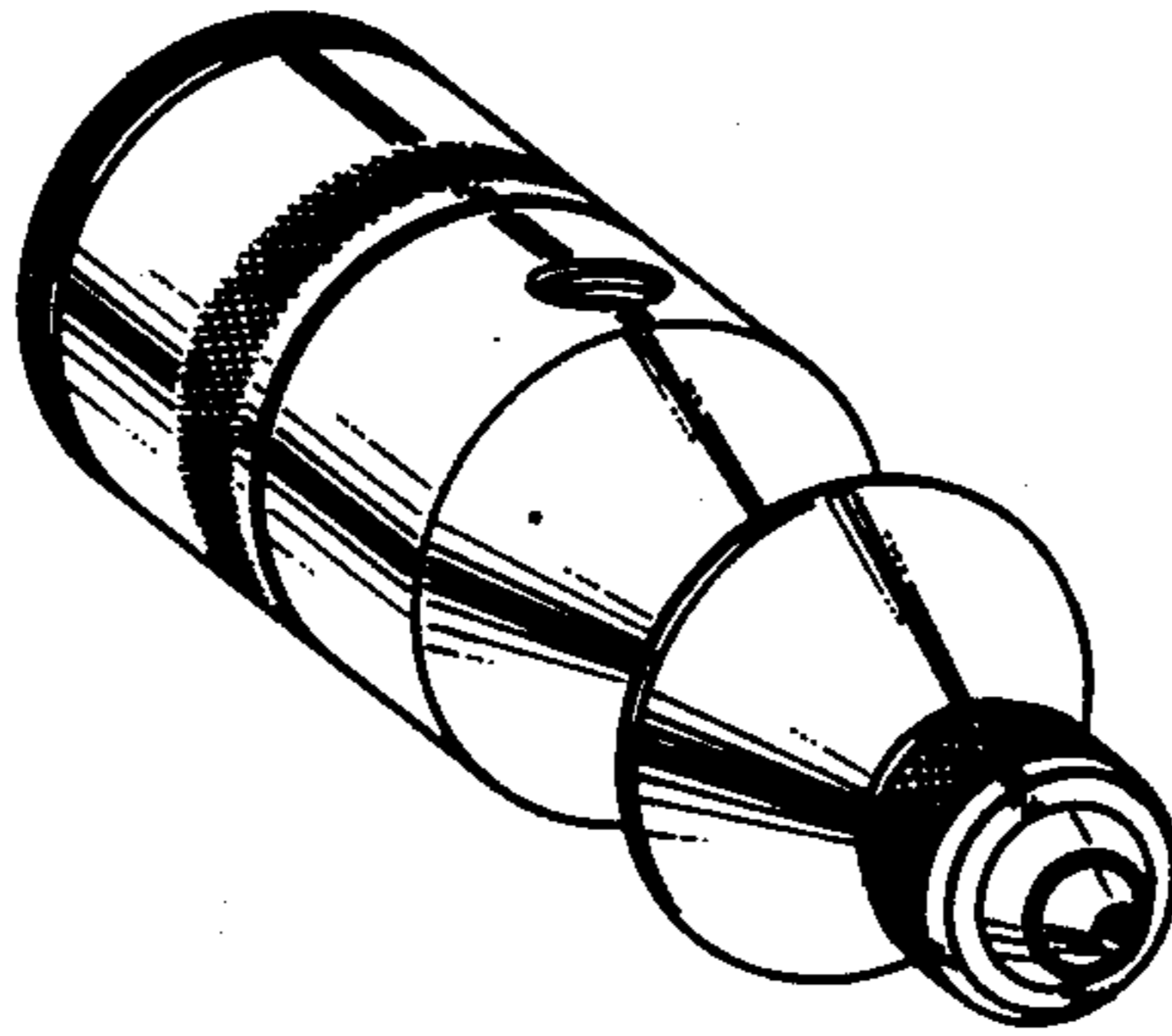


FIG. 2




FIG. 3

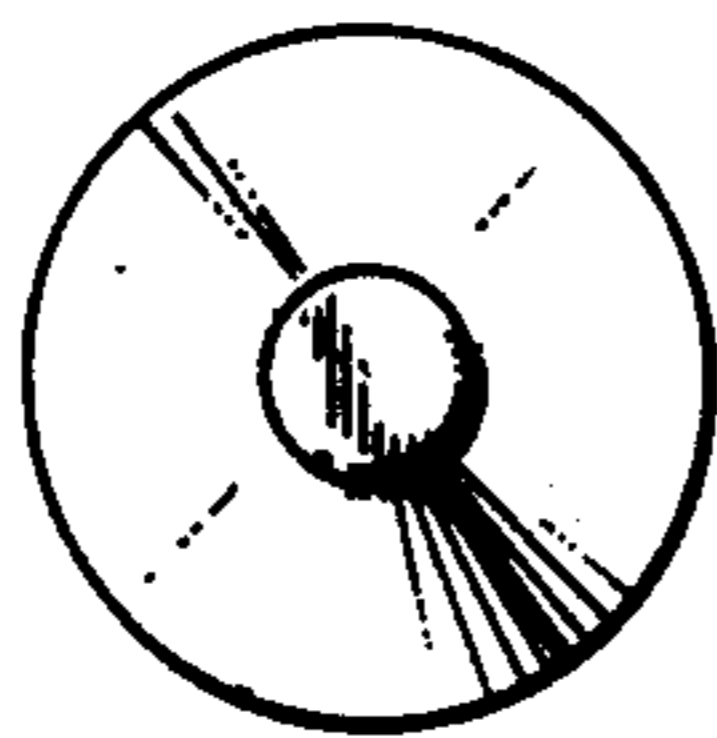


FIG. 4

